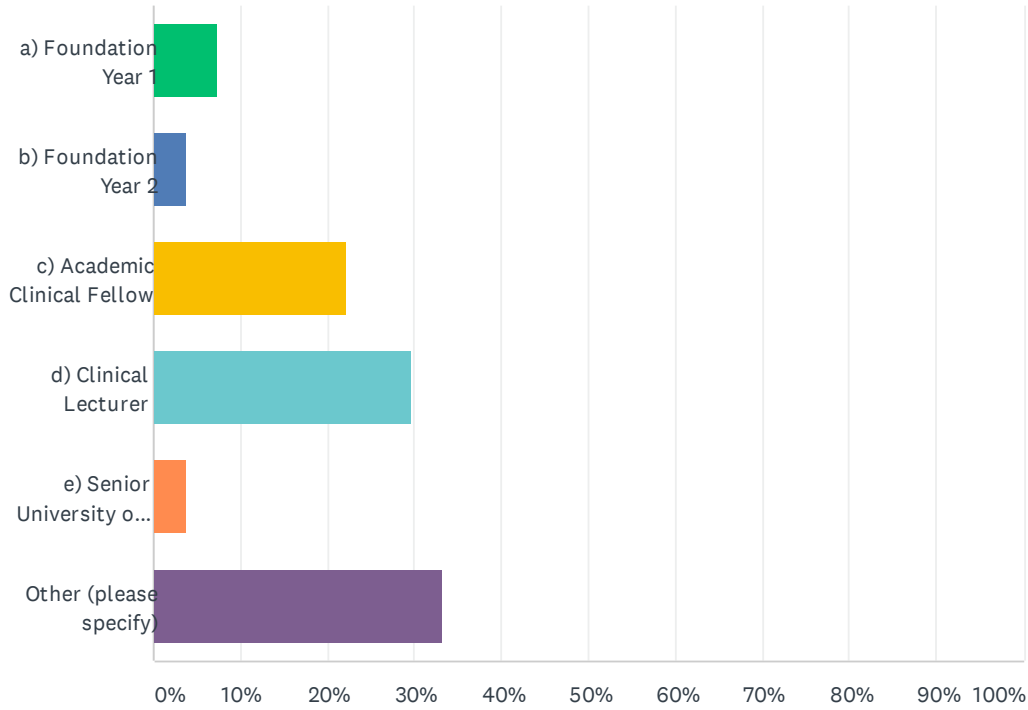


Q1 What is your current position?

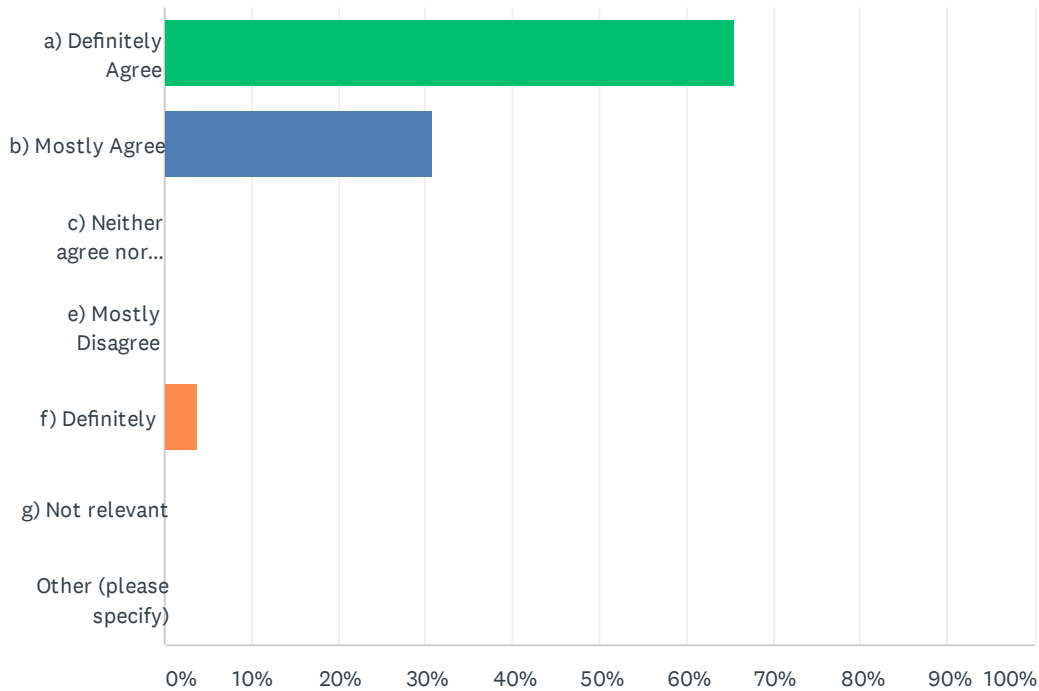
Answered: 27 Skipped: 0



ANSWER CHOICES	RESPONSES	
a) Foundation Year 1	7.41%	2
b) Foundation Year 2	3.70%	1
c) Academic Clinical Fellow	22.22%	6
d) Clinical Lecturer	29.63%	8
e) Senior University or NHS staff	3.70%	1
Other (please specify)	33.33%	9
TOTAL		27

Q2 Generally, Inspiring the Next Generation was well organised

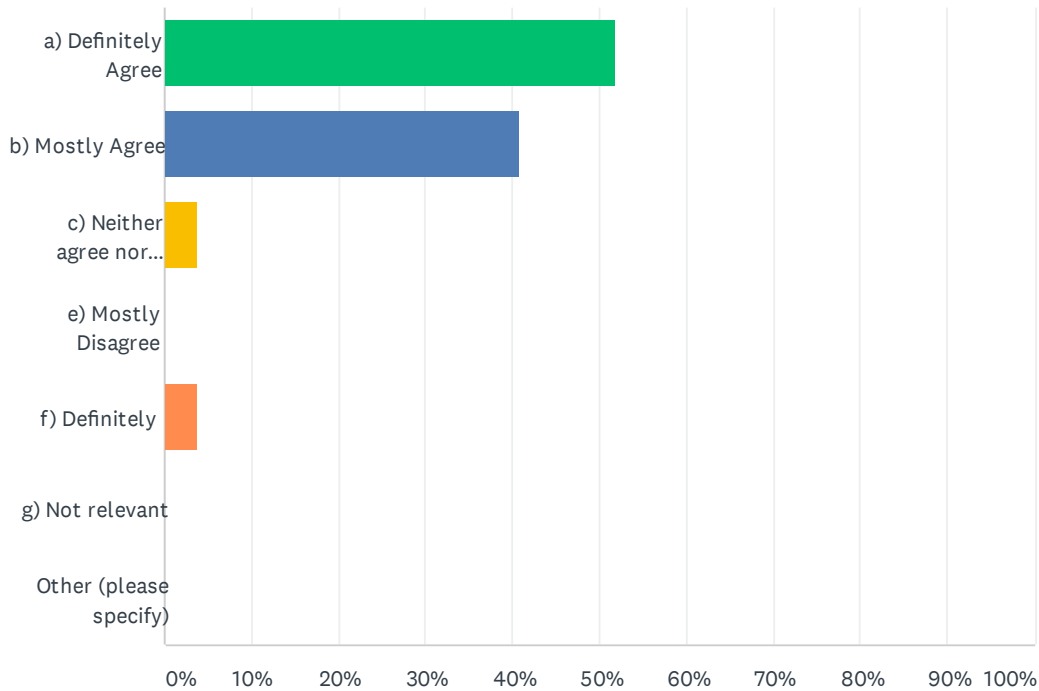
Answered: 26 Skipped: 1



ANSWER CHOICES	RESPONSES	
a) Definitely Agree	65.38%	17
b) Mostly Agree	30.77%	8
c) Neither agree nor disagree	0.00%	0
e) Mostly Disagree	0.00%	0
f) Definitely	3.85%	1
g) Not relevant	0.00%	0
Other (please specify)	0.00%	0
TOTAL		26

Q3 I am clear of the aims of Inspiring the Next Generation

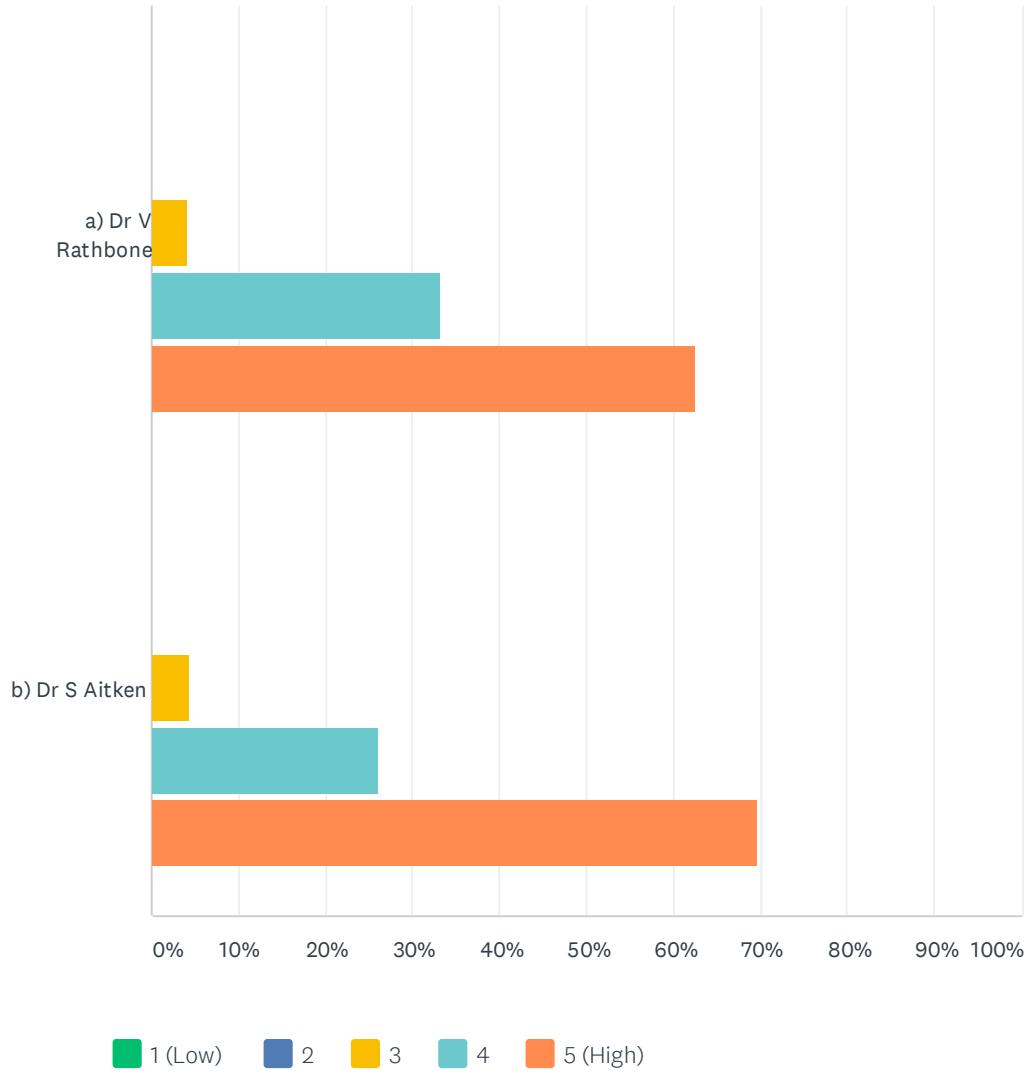
Answered: 27 Skipped: 0



ANSWER CHOICES	RESPONSES	
a) Definitely Agree	51.85%	14
b) Mostly Agree	40.74%	11
c) Neither agree nor disagree	3.70%	1
e) Mostly Disagree	0.00%	0
f) Definitely	3.70%	1
g) Not relevant	0.00%	0
Other (please specify)	0.00%	0
TOTAL		27

Q4 PhD & Post-doctoral research funding success stories

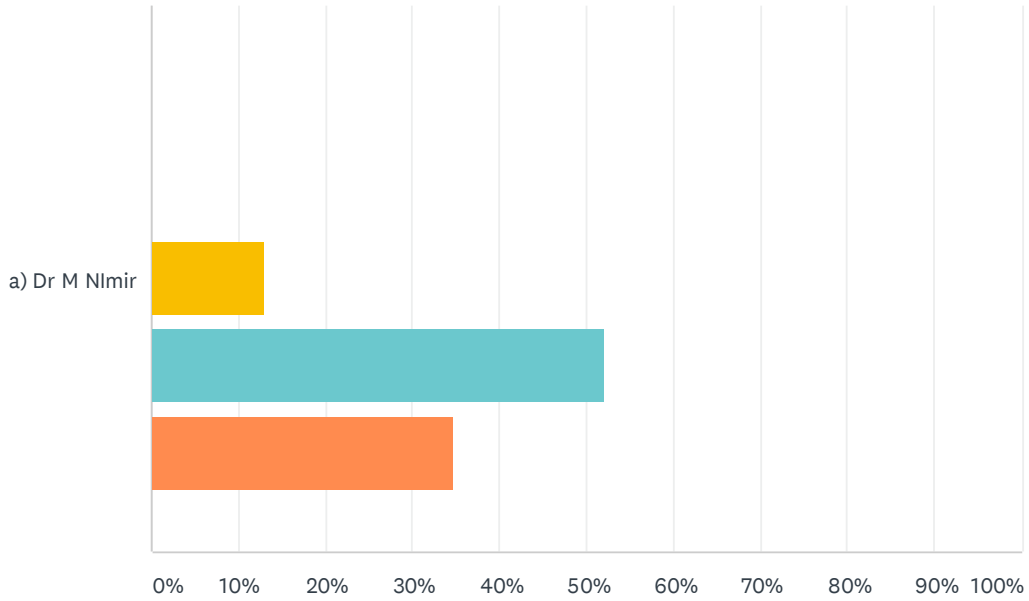
Answered: 24 Skipped: 3



	1 (LOW)	2	3	4	5 (HIGH)	TOTAL	WEIGHTED AVERAGE
a) Dr V Rathbone	0.00% 0	0.00% 0	4.17% 1	33.33% 8	62.50% 15	24	4.58
b) Dr S Aitken	0.00% 0	0.00% 0	4.35% 1	26.09% 6	69.57% 16	23	4.65

Q5 How to be a successful ACF

Answered: 23 Skipped: 4

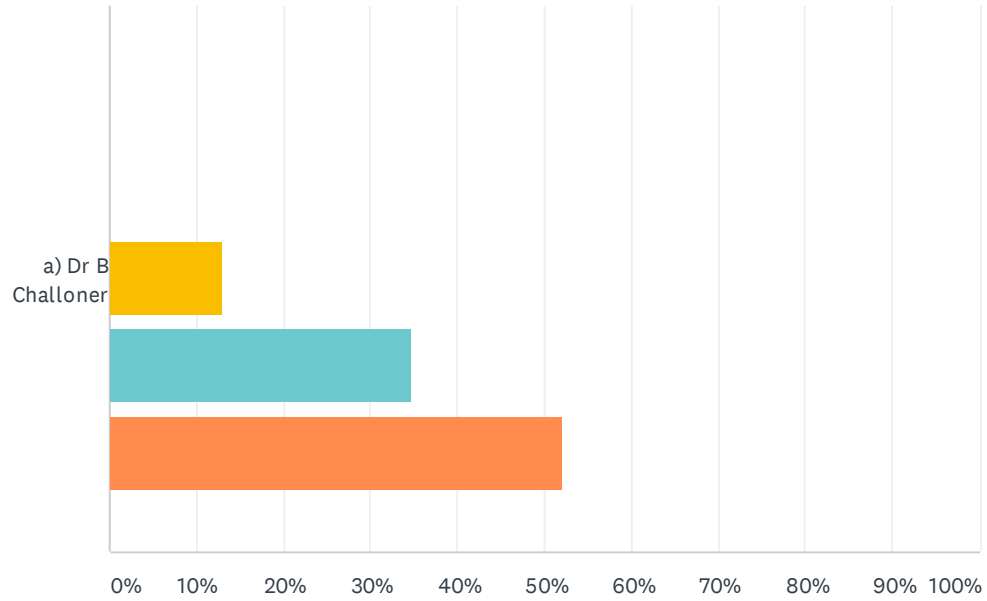


■ 1 (Low)
 ■ 2
 ■ 3
 ■ 4
 ■ 5 (High)

	1 (LOW)	2	3	4	5 (HIGH)	TOTAL	WEIGHTED AVERAGE
a) Dr M Nimir	0.00% 0	0.00% 0	13.04% 3	52.17% 12	34.78% 8	23	4.22

Q6 How to have a successful PhD

Answered: 23 Skipped: 4

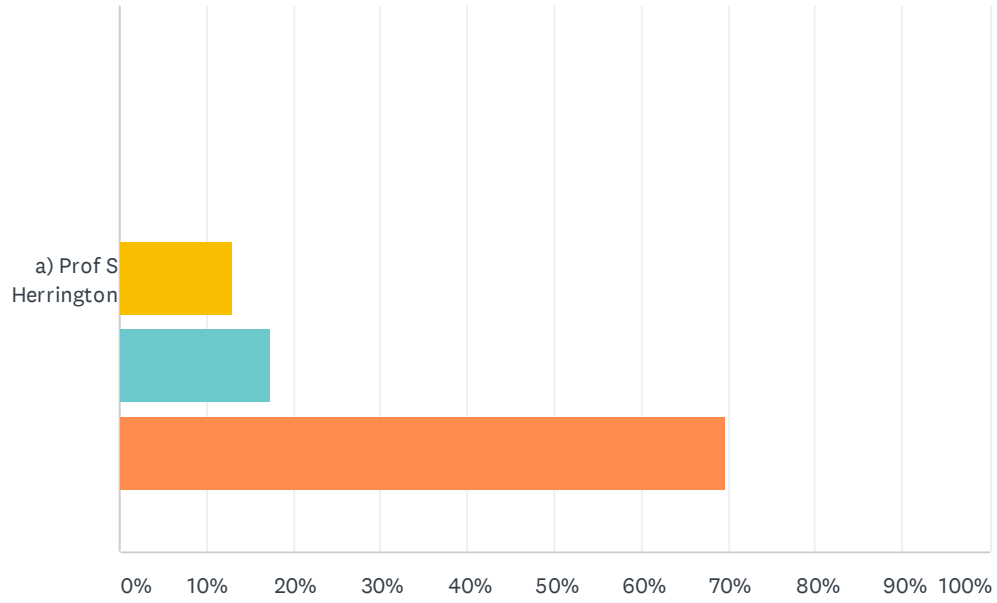


■ 1 (Low)
 ■ 2
 ■ 3
 ■ 4
 ■ 5 (High)

	1 (LOW)	2	3	4	5 (HIGH)	TOTAL	WEIGHTED AVERAGE
a) Dr B Challoner	0.00%	0.00%	13.04%	34.78%	52.17%	23	4.39
	0	0	3	8	12		

Q7 Scientific publishing tips from the Editor

Answered: 23 Skipped: 4

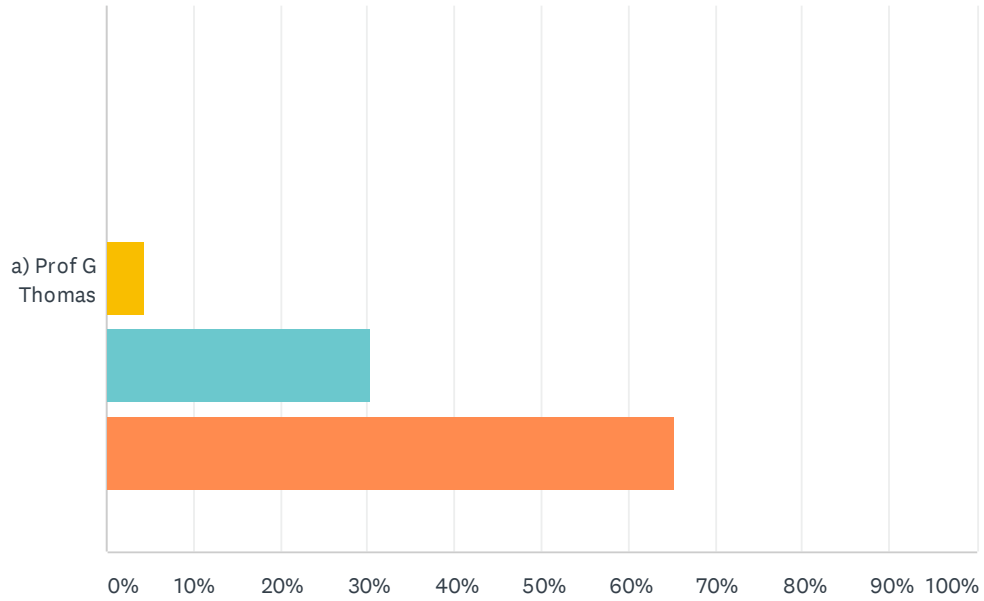


■ 1 (Low)
 ■ 2
 ■ 3
 ■ 4
 ■ 5 (High)

	1 (LOW)	2	3	4	5 (HIGH)	TOTAL	WEIGHTED AVERAGE
a) Prof S Herrington	0.00% 0	0.00% 0	13.04% 3	17.39% 4	69.57% 16	23	4.57

Q8 Pathological Society Grants

Answered: 23 Skipped: 4

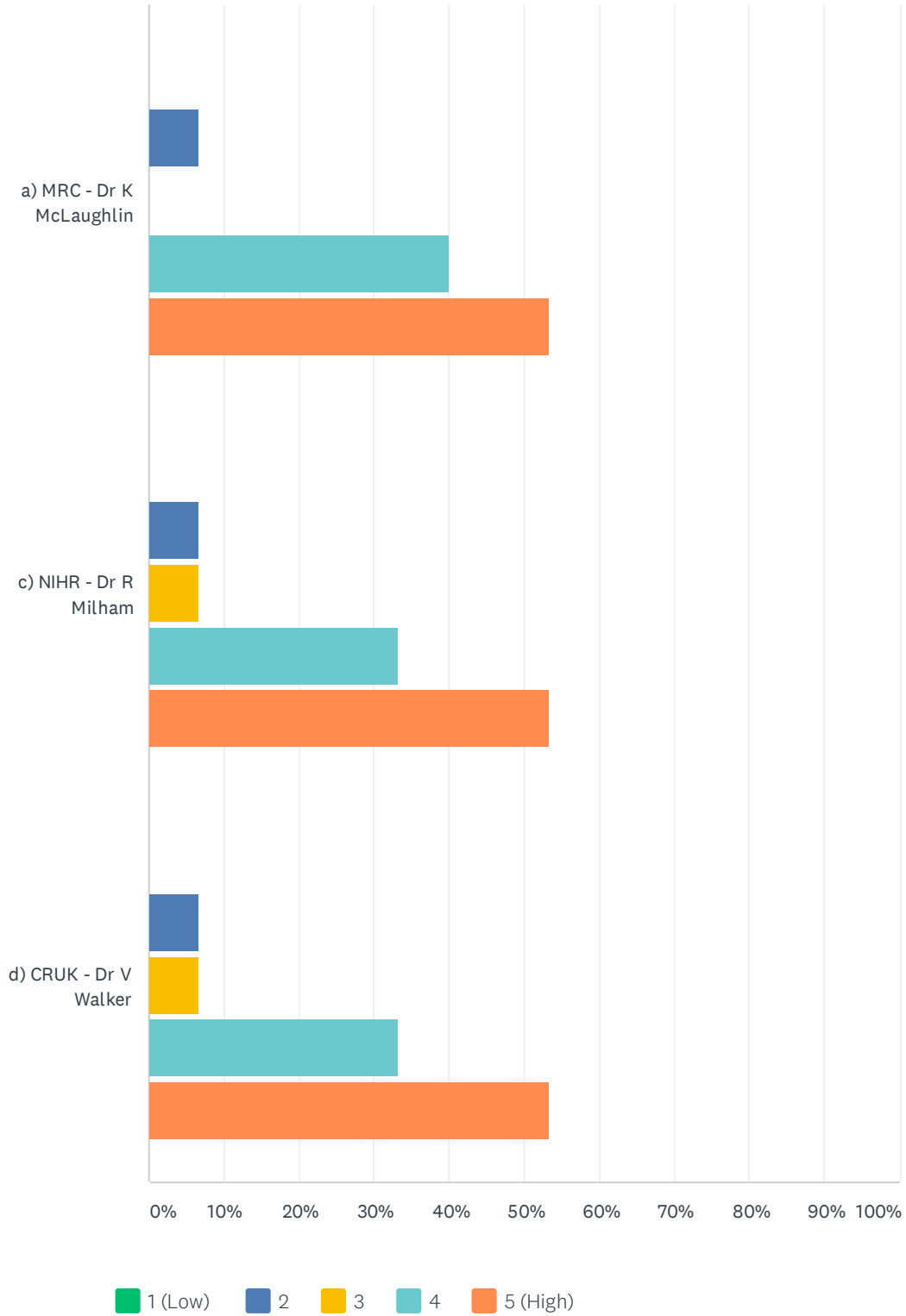


■ 1 (Low)
 ■ 2
 ■ 3
 ■ 4
 ■ 5 (High)

	1 (LOW)	2	3	4	5 (HIGH)	TOTAL	WEIGHTED AVERAGE
a) Prof G Thomas	0.00% 0	0.00% 0	4.35% 1	30.43% 7	65.22% 15	23	4.61

Q9 Predoctoral & PhD Fellowships

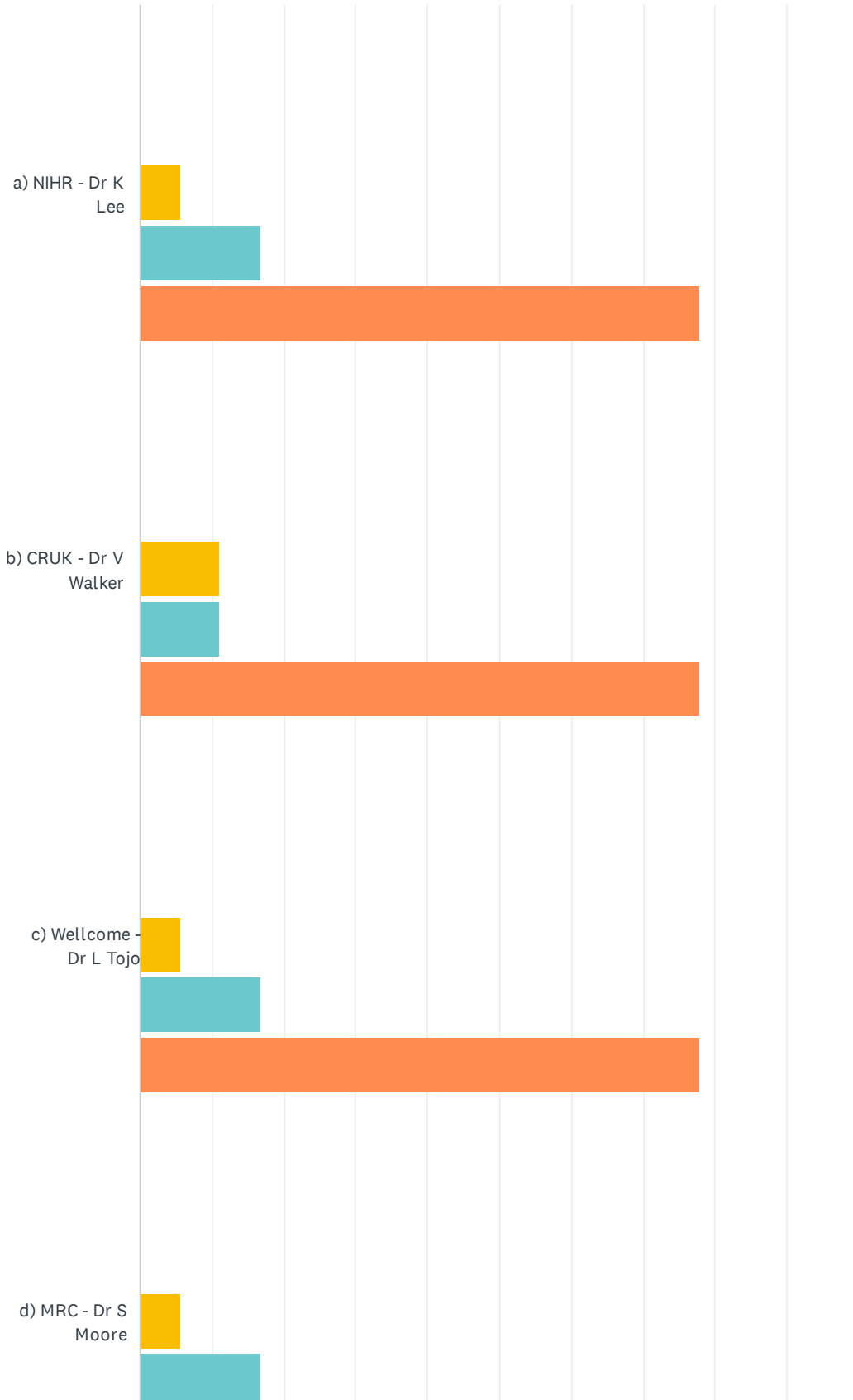
Answered: 15 Skipped: 12

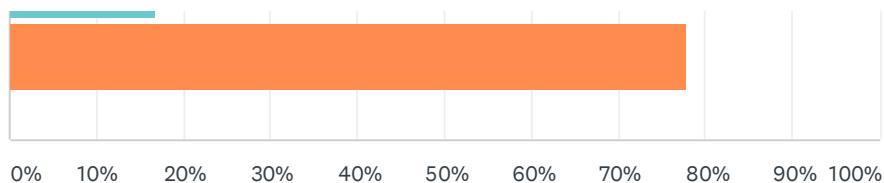


	1 (LOW)	2	3	4	5 (HIGH)	TOTAL	WEIGHTED AVERAGE
a) MRC - Dr K McLaughlin	0.00% 0	6.67% 1	0.00% 0	40.00% 6	53.33% 8	15	4.40
c) NIHR - Dr R Milham	0.00% 0	6.67% 1	6.67% 1	33.33% 5	53.33% 8	15	4.33
d) CRUK - Dr V Walker	0.00% 0	6.67% 1	6.67% 1	33.33% 5	53.33% 8	15	4.33

Q10 Intermediate & Clinician Scientist Fellowship Applications

Answered: 18 Skipped: 9



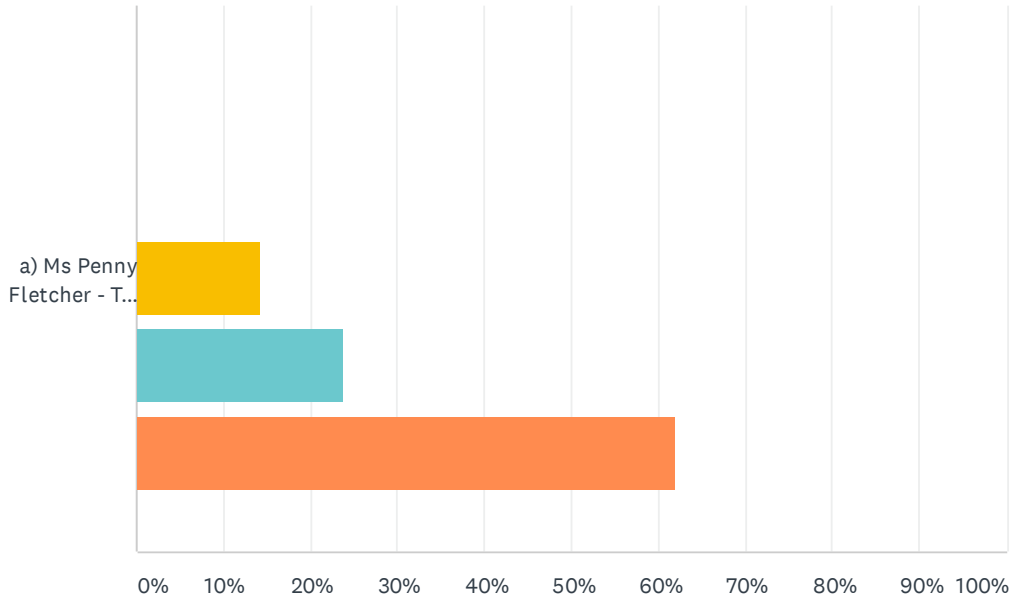


■ 1 (Low)
 ■ 2
 ■ 3
 ■ 4
 ■ 5 (High)

	1 (LOW)	2	3	4	5 (HIGH)	TOTAL	WEIGHTED AVERAGE
a) NIHR - Dr K Lee	0.00% 0	0.00% 0	5.56% 1	16.67% 3	77.78% 14	18	4.72
b) CRUK - Dr V Walker	0.00% 0	0.00% 0	11.11% 2	11.11% 2	77.78% 14	18	4.67
c) Wellcome - Dr L Tojo	0.00% 0	0.00% 0	5.56% 1	16.67% 3	77.78% 14	18	4.72
d) MRC - Dr S Moore	0.00% 0	0.00% 0	5.56% 1	16.67% 3	77.78% 14	18	4.72

Q11 Public Engagement

Answered: 21 Skipped: 6

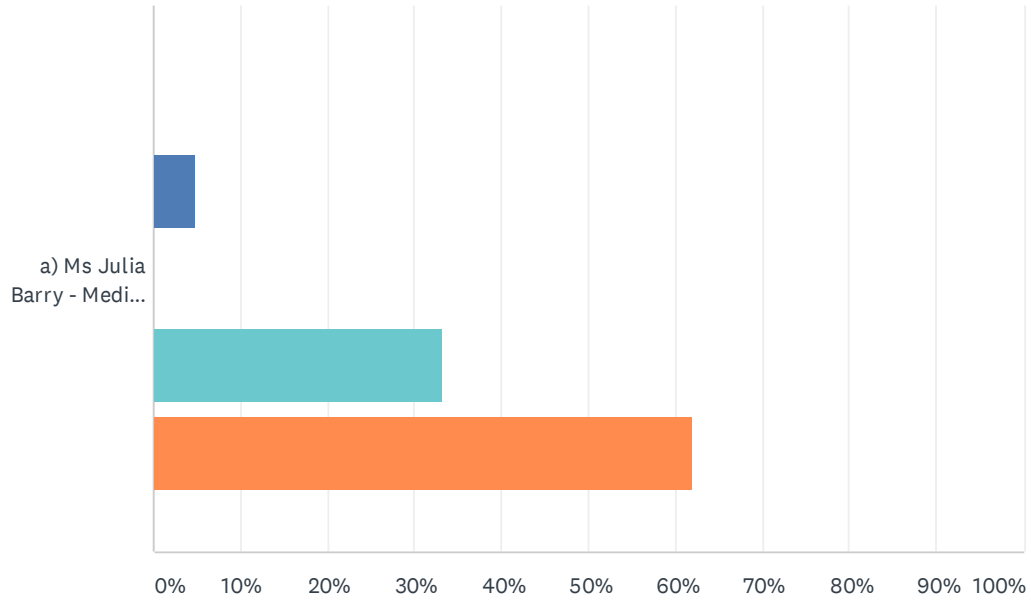


■ 1 (Low)
 ■ 2
 ■ 3
 ■ 4
 ■ 5 (High)

	1 (LOW)	2	3	4	5 (HIGH)	TOTAL	WEIGHTED AVERAGE
a) Ms Penny Fletcher - The Royal College of Pathologists	0.00% 0	0.00% 0	14.29% 3	23.81% 5	61.90% 13	21	4.48

Q12 Introduction to media engagement

Answered: 21 Skipped: 6

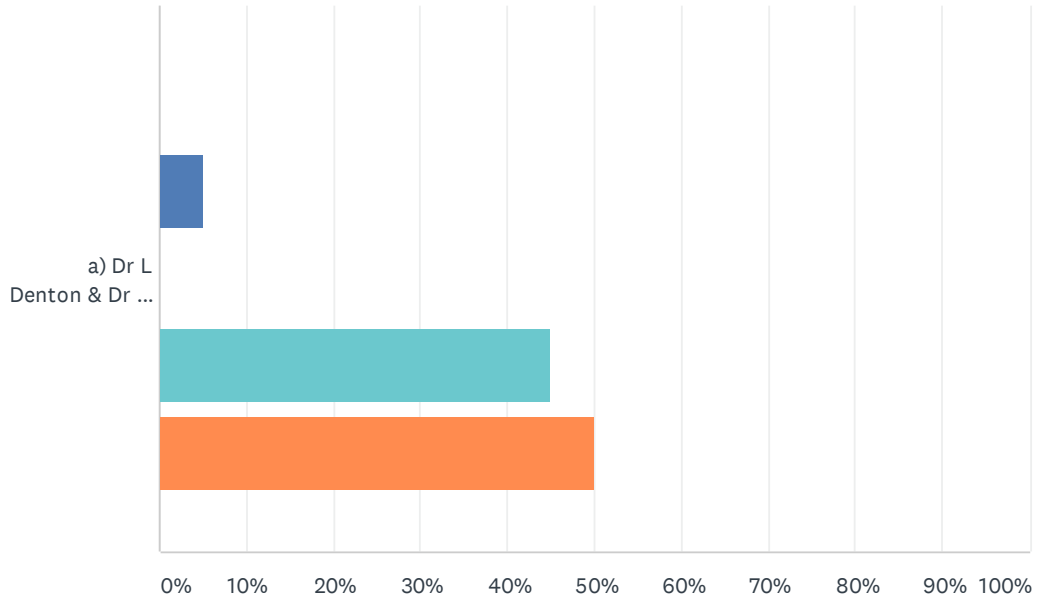


■ 1 (Low)
 ■ 2
 ■ 3
 ■ 4
 ■ 5 (High)

	1 (LOW)	2	3	4	5 (HIGH)	TOTAL	WEIGHTED AVERAGE
a) Ms Julia Barry - Media Woman	0.00%	4.76%	0.00%	33.33%	61.90%		
	0	1	0	7	13	21	4.52

Q13 Resilience & Influencing Behaviours

Answered: 20 Skipped: 7



■ 1 (Low)
 ■ 2
 ■ 3
 ■ 4
 ■ 5 (High)

	1 (LOW)	2	3	4	5 (HIGH)	TOTAL	WEIGHTED AVERAGE
a) Dr L Denton & Dr T Bibic - British Medical Association	0.00% 0	5.00% 1	0.00% 0	45.00% 9	50.00% 10	20	4.40

Q14 This space has been left blank for any further comments

Answered: 8 Skipped: 19