

NOTES ON THE ANNUAL GENERAL MEETING

THURSDAY 25 JUNE 2015, 13.00 HRS

**Leinster Lecture Theatre, Doubletree by Hilton Hotel – Burlington Road
Upper Leeson Street, Dublin 4, Ireland**

OVERVIEW OF THE YEAR

In order to improve the timeliness of the meeting, brief verbal reports will be given at the Business Meeting. The following notes are designed to accompany the Annual Business Meeting.

AGENDA ITEM No 4: THE PRESIDENT'S REPORT

Foster and support future development of Academic Pathology

A key focus of the Society is to provide support to improve the status of Academic pathology in the UK. We have adopted a broad strategy through our established core activities including direct funding support to developing an undergraduate engagement program. We are actively lobbying the RCPATH to recognise the need for curriculum and culture change in cellular pathology training to future proof our profession. During early 2015 we held some fruitful meetings with the President and representatives of the College. I am especially encouraged by the increasing numbers of trainee members and their direct participation in our activities. The trainees sections of our meetings programs are highly valued, of exceptional quality and very well attended. Undergraduate engagement has been extremely effective and rapid through the leadership of our General Secretary, Richard Byers.

Links with other professional bodies

We have been meeting with RCPATH and are introducing joint Undergraduate Membership of the College and the Society to encourage future medical and science students to join the discipline. We wish to foster closer links between the RCPATH particularly with respect to academic pathology and research. The Officers met with the President and other College representatives to discuss the curriculum and opportunities for change. There is a real need to increase the profile and exposure to basic genetics and molecular pathology in training as it will undoubtedly increasingly underpin diagnosis, disease classification and therapeutic management. Personally I feel that research exposure rather than forced learning will be needed to encourage trainees to participate in research and to see research as a key component of a pathologists role, be it self directed research or research support to others.

I have also indicated that I am keen to work with the College in any endeavours to encourage research councils and charities to support clinical research fellowships in pathology. Of course these should be competitive, based on individual merit, but personally I feel they should be open to trainees in all research active training environments rather than exclusively focussed on "centres of excellence". This could be a really positive way, when linked to early research exposure, to rekindle academic pathology activity throughout the country. I hope I am not too naive in my thinking!

We continue to work closely with the BDIAP. At our meetings of the Officers of the Society and the BDIAP, we have discussed greater cooperation and collaboration. Many of our members are members of the BDIAP and vice versa. There is a joint desire to work together and with the RCPATH to improve the research, training and professional environment for pathologists in the UK and for those overseas members and affiliates who look to the UK for guidance.

ACCEA

The Society offered its assistance to Members as allowed by the ACCEA. The Review Panel will be considering members' applications shortly for the 2015 Round.

2014 Committee Awayday - Update

The strategies set during the Committee awayday in January continue to develop.

Our main focus is:

- Develop effective strategies to support and develop academic pathology. We have held fruitful discussion with the College with regard to future curriculum content.
- Greater engagement with other learned Societies and with biomedical scientists
- Greater engagement with undergraduate medical students – following the introduction of an Undergraduate representative on the Committee Undergraduate Student Membership was introduced in 2014.
- Promotion of the role of molecular pathology at research and service levels, particular amongst trainee pathologists
- Maintain strong portfolio of research support at grant and meeting levels
- Develop educational strategy to expand support at undergraduate, postgraduate and CPD levels

Journal of Pathology

Our journal maintains its leading position as the highest ranking monthly pathology journal and I would like to thank Peter Hall for his tremendous efforts in improving its international profile. I am delighted that Simon Herrington has now succeeded Peter as Editor in Chief of the Journal in December 2014 and I wish Simon great success in this role.

Journal of Pathology: Clinical Research

The new journal was launched in September 2014. This is a sister Journal to the Journal of Pathology with a more clinical focus. It is Online Only and fully Open Access.

London 2014, Joint meeting with the European Society of Pathology (ESP)

Our joint meeting with the ESP held in London in September 2015 was extremely successful with over 3500 registered delegates. We believe this to be the largest congress of pathology ever held in the UK and the very positive feedback received indicated that we fostered the mission statement of our Society, "Understanding Disease", which was adopted by the Congress. Pathology London 2014 Ltd was set up as a separate trading body to co-organise and manage the Society's financial commitment.

Joint Meetings with the British Division of the IAP (BDIAP)

From 2015 these will be held on an annual basis and we are pleased to continue our mutually beneficial engagement with the BDIAP.

Retiring Sub-committee Chairs

Mohammad (Latch) Ilyas will retire as Chair of the Research Sub-committee after the AGM. I would like to offer my own personal thanks, and those of the Society and the Committee, for Latch's commitment to the work of the Society.

Gemma Petts took up as Chair of the Trainees Sub-committee and continues the good work of the Sub-committee.

I will retire after the 2015 AGM.

Ian Ellis, June 2015

AGENDA ITEM No 5: GENERAL SECRETARY'S REPORT

Resolution to Amend Articles of Association

As you are aware on the 1st January 2014 the Society incorporated and is now a charitable company. The governing document is now called the Articles of Association rather than the Constitution and Rules.

When the charitable company was established, the Articles noted three categories of membership - ordinary, senior and trainee. It was unintentional and unfortunate to use the word trainee- it should,

of course, state concessionary. Therefore we amended the Articles so trainee membership has been renamed concessionary membership (Article 14.3).

All concessionary members have always been members of the Society and the Articles of Association have been amended to include this category to ensure our governing document reflects our membership arrangements.

The governance of the Society otherwise remains unaltered with officer and sub-committee remits being unchanged.

5.2 2014 Committee Awayday

As mentioned in the President's report above, the Committee are progressing the various initiatives discussed therein.

5.3 Society Lectures, Medals and Awards

Members are referred to the General Secretary's notices in the Agenda document for deadlines for nomination/application for this year's lectures, medals and awards.

5.4 Membership

I am pleased to report that membership numbers have increased once again and, at the time of writing, stand at 1533. As last year, this reflects not only that more people are joining the Society but also that concessionary members are converting to ordinary membership when they move into career grade posts.

5.5 Undergraduate Involvement/Associate Undergraduate Membership

Following the very successful inaugural Undergraduate Forum held at the Edinburgh Pathology 2013 conference, an Undergraduate Network and Blog has been set up by two very keen medical students from Manchester, John McDermott and Morgan Back. John also attended the Committee Meetings as the Undergraduate representative and was present and contributed to the Awayday discussions.

In collaboration with the RCPATH the Society has introduced Associate Undergraduate Membership to encourage greater interaction with the Society. Students will need to be members of the Society in order to apply for Undergraduate Bursary, Intercalated Degree and any other grant schemes as appropriate.

5.6 Website and publications

The content of the website is still review. The Educational Portal was re-organised. A Society media policy will also be introduced following the use of Twitter by the Trainees' Sub-committee and to future-proof communications via such methods. If members have suggestions for improvement of the website, please contact admin@pathsoc.org.

The Society has supported, through the Open Scheme, the development of an innovative book on p53, researched by Sue Armstrong. Following the closure of Dundee University Press, who were going to publish this, the author secured a new agreement with Bloomsbury Press – publication date of September 2014.

5.7 Other Matters

The Society has applied for trademark status for its logo and name in order to protect its use.

Richard Byers, June 2015

AGENDA ITEM No. 6 – THE TREASURER'S REPORT

2014 was an important year for the Society as it changed its legal status to a charitable company limited by guarantee. The Society's mission to "promote the understanding of disease" remains the

same as do most of the rules and functions. As turnover exceeded £1m, it also progressed to being a large charity which carries with it reporting and structural obligations for the Charities Commission.

Our overall expenditure of £1 016 637 exceeded income by only £531 and with governance costs the overall loss for the year was £9 281. The Society was able to allocate unused funds from previous years to finance extra Career Development Fellowships and PhD studentships. The Society awarded £390 628 in research grants, £144 228 in education grants and with the Open Scheme and bursaries a total of £612 326. All awards are scrutinised in detail by the Research or Education Committees and we are grateful to the Committee for their hard work in this area.

Despite these increases in expenditure on our charitable aims, we have been able to carry forward overall assets of £7 959 422. This slight loss in comparison to 2013 was due in main to the timing of the valuation of our investments which were down £133 471 on the year.

The Society's investment managers, Cazenove Capital Management were acquired by Schroders during the year although the Charities Team has remained unchanged. The performance of the Cazenove Charities Team is comparable to its peers so the Society remains confident in the choice of the Schroders as investment managers this year. Their performance will be reviewed again in January 2016.

Thanks largely to the stewardship of the Editor-in-Chief Peter Hall and his Senior Editors, J Pathol has maintained its position as the leading pathology journal in the world and challenges many of the other titles in the field of research into disease mechanisms. The income from the Journal in 2014 was £683 737 by far the largest source of income for the Society. Again thanks largely to Peter, the Society, partnered by Wileys, launched, a sister journal, the Journal of Pathology: Clinical Research to capture the many excellent papers that the J Pathol does not have room to carry. This is an open access Journal and when it becomes established will make a modest contribution to income. To help the Journal attract papers in the early years, the Society has established publishing grants for members to offset the cost of submission. 2014 also brought an end to Peter Hall's distinguished service as Editor to be succeeded by Simon Herrington. The Society is grateful to Peter Hall and the rest of the Editorial team for their continued hard work in maintaining the performance of the Journal. The threat from on-line journals continues and the Society will need to keep a close eye on this and manage its resources accordingly. To help promote the two journals and to keep up the rapid turn-round of submitted articles, the Society has decided to employ a Scientific Editor from 2015.

The Trustees are grateful to Ros and Julie for their continued diligence in running the Society office and its myriad of functions and support of the Officers. They continue to maintain the Society's website successfully using external technical assistance as required.

In December, the Society moved to an on-line membership platform where all aspects of membership management will be channeled, including meeting registration, abstracts and grant applications. Some aspects of this are in place and as members may have noticed there have been some issues with the system. The grants and abstract modules are bespoke applications that have required a lot of work by Ros, Julie and members of the FGP to ensure functionality. We hope to have this work complete by the summer.

Sadly 2014 was the last year in Carlton House Terrace. Our very favourable deal with the Royal College of Pathologists expired in early 2015 necessitating a temporary move to serviced offices whilst the new home for the Royal College of Pathologists is prepared. The unused value of the lease will be reimbursed by the College in 2015 which will contribute to the extra cost of office rental.

Professional fees increased in 2014 due to 3 exceptional items, the lease in 2 Carlton House Terrace, the joint meeting with the European Society of Pathology and the changes in the legal structure of the Society.

The Society had set up a wholly owned trading subsidiary, Pathology London 2014 Ltd, to handle all aspects of the joint meeting with the European Society of Pathology. This was to ring-fence the income and expenditure related to the meeting and protect the assets of the Society. Pathology London 2014 was able to cover all the costs of the meeting, repay the loan to the Society and gift the profit of £30 603 to the Society. When the VAT payments are complete, Pathology London 2014 will be wound up. Our thanks to Professor Sir Nick Wright for acting as Company Director.

The Society now has Charitable Status in Scotland. Registration in the Republic of Ireland and Northern Ireland will be applied for when this becomes available.

Nick Rooney, June 2015

**AGENDA ITEM No. 7 – MEETINGS SECRETARY’S REPORT
2014**

30 August-3 Sept Joint Meeting with the European Society of Pathology, ExCeL, London

This meeting was held in London at the ExCeL Centre in London Docklands. This proved to be a very successful, enjoyable and well attended event at an excellent venue. The Social Events were very well attended and received. The ESP informed us that the London Congress attracted the highest number of delegates and abstracts than any of their previous Congresses.

- **Abstracts submitted - 1774 (24% increase compared to Lisbon 2013)**
- **Total number of participants – 3343 (23% increase compared to ECP Lisbon 2013)**
Comprising:
 - **Registered Delegates** - 2761
 - **Accompanying persons** - 142
 - **Exhibitors/Sponsors** - 440
- Feedback details (Appendix A)

**Future Meetings
2015**

23-25 June	Dublin Pathology 2015, Joint Meeting with the BDIAP
21-22 August	Pathology Summer School for Medical Students (co-supported with RCPATH and BDIAP), London
23-25 September	Pathological Society Residential Training School for Diagnostic Molecular Pathology, Nottingham

2016

7-8 January	Winter Meeting, London, Hosted by UCL
1-5 February	Pathological Society Winter School, London (Date to be confirmed)
28-1 July	Nottingham Pathology 2016, Joint Meeting with the BDIAP

2017

Summer	Joint Meeting with BDIAP – Venue to be confirmed
--------	--

Adrienne Flanagan, June 2015

AGENDA ITEM No. 8.1 EDUCATION & TRAINING SUB-COMMITTEE REPORT

The Education Sub-committee conduct all activity by teleconference. The Sub-committee meets twice a year to discuss Education grant funding and any other matters of relevance to education of the Society members. Minutes of these meetings are available from the Society office. An overview of the Education Sub-committee activity for 2014 is detailed below:

Education Grant Scheme Budget

Undergraduate elective bursary and prize

The undergraduate bursary deadline dates were, 14 February and 28 April in 2014. 49 applications were received of which 33 were funded. This represented a total spend of £35 100 for 2014.

Each recipient of a bursary is required to submit a report. The applicant judged to have submitted the best elective report over the yearly cycle receives a prize and is invited to present their work at a future Society Meeting. The winner of the elective bursary prize for 2014 was awarded to Samara Fleville (Queen's University, Belfast): *"Identification of Inflammatory Expression and Activity in Different Phases of Remyelination in the Central Nervous System"*.

Undergraduate Essay Competition

This essay prize is offered annually and the winner is invited to receive the £500 prize at the Society winter Meeting the following year. Ankit Bhatt from the University College, London, winner of the 2014 essay prize entitled *"Digital Pathology: will machines replace the pathologist and a microscope?"* will be presented at the joint meeting with the BDIAP, Dublin June 2015.

The title of the 2015 prize essay is: *"Both clinical and academic pathology are becoming increasingly interdisciplinary in nature. Discuss"*.

The winning essay from 2014 can be found on the Society website.

Intercalated Degrees

12 applications were received from students from 4 medical schools; 9 from the University of Leicester, 2 from University of Manchester, 2 from Barts and The London, 1 from University of Sheffield and 1 from Newcastle University & 1 from University of Leeds. 10 applications were funded. This represents a total spend of £95,690 for 2014.

It is emphasised that each student receiving a Society award would be expected to submit their work, either as an oral presentation or poster, at the winter meeting following completion of their degree. Supervisors would be politely reminded to encourage their students to do this.

In 2014 the fee structure of the intercalated degree was changed. The stipend has been increased to £4500 and consumables of £1500 have been added.

Seminars for Students Scheme

The Education Sub-committee are very keen to support the pursuit of pathology by undergraduates. There were 2 applications in 2014 from Imperial College, 1 to support Post Mortems & Forensic Pathology session and the other to support pathology revision sessions. A total spend of £133 for 2014.

Educational Grant scheme

There were 3 Education grant applications in 2014 as follows; Prof R Goldin, Imperial College London an Education Post-Mortem study day; Dr F Amary, Institute of Orthopaedics, Stanmore, to launch an app for case studies of bone and soft tissue tumours and Dr S Gawthorpe, Russell's Hall Hospital, Dudley to fund the Midland CELLibration 2014 meeting. This represents a total spend of £11,102 for 2014.

Path Soc Winter School

The Winter School ran under the leadership of Catherine Horsfield and Alison Winstanley for the third time.

31 delegates attended in total. Of the 31 delegates, 1 was from each of the following countries: Australia, Azerbaijan, Ireland, Italy, Jordan & Sweden. The remaining 25 were from the United Kingdom. The course was a resounding success and feedback was very positive.

Objectives for 2015

In 2015 the Education Subcommittee general goals are to promote pathology to undergraduates, improve recruitment into specialist training, engage with junior and senior doctors in other specialties, better serve the academic needs of trainees and promote education in molecular pathology to pathologists at all levels. We are in the process of instigating a pathology ambassador scheme, encompassing at least all major centres, with the aim that a senior trainee or dynamic consultant can act as a gatekeeper/ advisor for local resources and can possibly arrange pathology “taster days” for local F1 doctors. We will also engage with societies related to molecular pathology to foster long term joint strategies for research and diagnostics.

Manuel Rodriguez-Justo will step down from this Sub-committee in June 2015 and we thank him for his excellent contribution.

Elizabeth Soilleux, June 2015

AGENDA ITEM No. 8.2 REPORT OF RESEARCH SUB-COMMITTEE

The Research Sub-committee are responsible for promoting and supporting the research aims of the Society. The Sub-committee meets twice a year, by teleconference, to discuss Research grant funding and any other matters of relevance to the Research aims of the Society. Minutes of these meetings are available from the Society office. An overview of the Research Sub-committee activity for 2014 is detailed below:

Research Grant Schemes

Small Grants Scheme

The deadline dates remained as 01 April and 01 October for 2014. 7 applications were received of which 4 were funded. A total spend of £39 302.

PhD Studentships Scheme

A total of 3 applications were received in 2014. 2 PhD's were awarded to Prof T Iwata, University of Glasgow and Dr M Calaminici, Barts and The London

Pathological Research Training Fellowships (Pathological Society & Jean Shanks Foundation Pathological Research Training Fellowships) Scheme

There was no award made in 2014. The next award will be in October 2015.

Career Development Fellowships Scheme

2 awards were made to Dr E Verghese, University of Leeds for his project '*Carcinoma-associated fibroblasts and their role to neo-adjuvant chemotherapy*' and Dr K Moutasim, University of Southampton for his project '*Targeting head and neck cancer by unravelling the molecular mechanisms behind patterns of invasion*'. A one year extension to Dr N West's project '*Understanding the response to pre-operative therapy in rectal cancer: patterns of cell death & DNA damage*'; a total spend of £220,346 over three years.

Sino-European Collaborative Awards Scheme

No applications were received in 2014

International Collaborative Awards Scheme

A total of 2 applications were received in 2014. 1 award was made to Prof Ilyas, University of Nottingham & Prof Yao, Juntendo University, Japan for their project '*Investigating the role of CD10 in colorectal & gastric cancers*'. A total spend of £10,000 for 2014.

Equipment Awards Scheme

No applications were received in 2014

Visiting Fellowships Scheme

1 application was received and funded from Dr M Mueller, Edinburgh Cancer Research Centre for the project '*Generation of knockout cell lines using CRISPR to elucidate the mechanisms of alcohol-induced carcinogenesis*'. A total spend of £5000.

Reports on use of research funds

Reports on the use of research funds are expected within a year of the end of the funding period. Several reports have been received over the past year and have been posted on the Society website.

The Research Sub-committee would like to thank Prof Ming Du and Dr Bridget Wilkins who retire in June 2015 and have been a valuable part of the Research Sub-committee.

The Research subcommittee will follow a strategy to support the society's mission of "understanding disease" through high-quality research. In the next 3-5 years, we will aim to:

- Promote, develop and refine a variety of funding schemes accessible by and suited to the needs of all members of the society, with particular encouragement of trainee pathologists to undertake tissue-based research.
- Support research collaboration with pathologists and scientists elsewhere in the world and in industry
- Facilitate development of expertise in animal pathology within the Society
- Establish and further develop an annual summer school and other means to promote and provide training in molecular pathology
- Establish links with other professional societies (both within the UK and abroad)

Mark Arends & Mohammad Ilyas, June 2015

AGENDA ITEM NO. 8.3 REPORT OF THE TRAINEES' SUB-COMMITTEE

Overview

The trainees' sub-committee is responsible for representing the trainee membership of the Society. As a sub-committee we work with the trainee community to raise awareness of the Society and the benefits of membership. We aim to facilitate trainees in their research, education and academic pursuits through the Society.

Trainee membership of the Society continues to increase with a high conversion rate to ordinary membership at the end of training. The trainees' sub-committee continues to publish as bi-annual newsletter for concessionary members, which is also now available to the undergraduate members.

This year we have welcomed new sub-committee members – Dr Harry Haynes, Dr Katie Lyne, Dr Nic Orsi, Dr James Sampson, Dr Emma Short and Dr Caroline Young. All have settled in well to their new roles and we have had a productive year.

Education

The trainees' sub-committee continues to produce the 'Case of the Month', an educational resource available on the Society's website.

Working with the Education sub-committee we have also successfully launched and awarded two new Case Report prizes for undergraduates and trainees. We plan for this to become an annual scheme and we are working to increase awareness of it.

Meetings

The trainees' sub-committee is continuing to working closely with the Meetings Secretary. The "Meet the Experts" sessions at last summer's European Congress of Pathology on haematopathology and

liver pathology presented by Dr Byers and Professor Goldin were popular and we were pleased to have standing room only for our symposium on Next Generation Sequencing. Thanks go to all the excellent speakers in all the trainee sessions.

For the congress we also worked with a Europe wide team of trainees to put together a well-received slide seminar and quiz aimed at senior (FRCPath part 2 level) trainees. Following on from this success we aim to run such a session, hosted and presented by trainees, at future Pathological Society summer meetings.

It was also our pleasure to help host two Japanese trainees at the congress and we hope that they had a pleasant stay in the UK. The reciprocal exchange to the Japanese Society of Pathology spring meeting in Nagoya has just taken place with both trainees from the UK presenting work at the meeting as well as Tohoku University. We look forward to welcoming the next cohort of Japanese trainees to Nottingham 2016.

We are looking forward to the joint meeting of the BDIAP and the Pathological Society in Dublin, June 23-25, 2015. With the Pathological Society working ever more closely with the BDIAP and the plan to jointly host the summer meetings we have fostered a stronger relationship with the BDIAP trainee representatives. Together we have organised a symposium on "Difficult Exam Topics" (Tuesday 23rd morning), a breakfast meeting on "How to Write a Paper" (Wednesday 24th breakfast meeting) and a "Meet the Experts" session on neuropathology (Thursday 25th lunchtime meeting).

As well as these formal sessions we also hope to encourage trainee peer networking through a lunchtime social gathering on Wednesday 24th.

We have made good progress already in the organisation of the trainee sessions for the revived Winter 2016 meeting in London and the Summer 2016 meeting in Nottingham.

Research

The Society's research grants continue to be a source of funding for many trainees, giving them the opportunity to develop and mature academic careers. The trainees' sub-committee continues to advertise and support these initiatives.

The Trainees' Sub-committee again ran the annual ST1 Academic Training and Careers day for ST1 histopathology trainees in the UK. The aim of the day is to inform and inspire histopathology trainees to engage in research during their training, ultimately increasing the number of histopathology trainees who chose to pursue an academic career in some way. The feedback from the October 2014 event was unanimously good and we would like to take this opportunity to thank all the excellent speakers for their talks and the Pathological Society for their generous funding. The planning for the October 2015 event is underway.

Website and Social Media

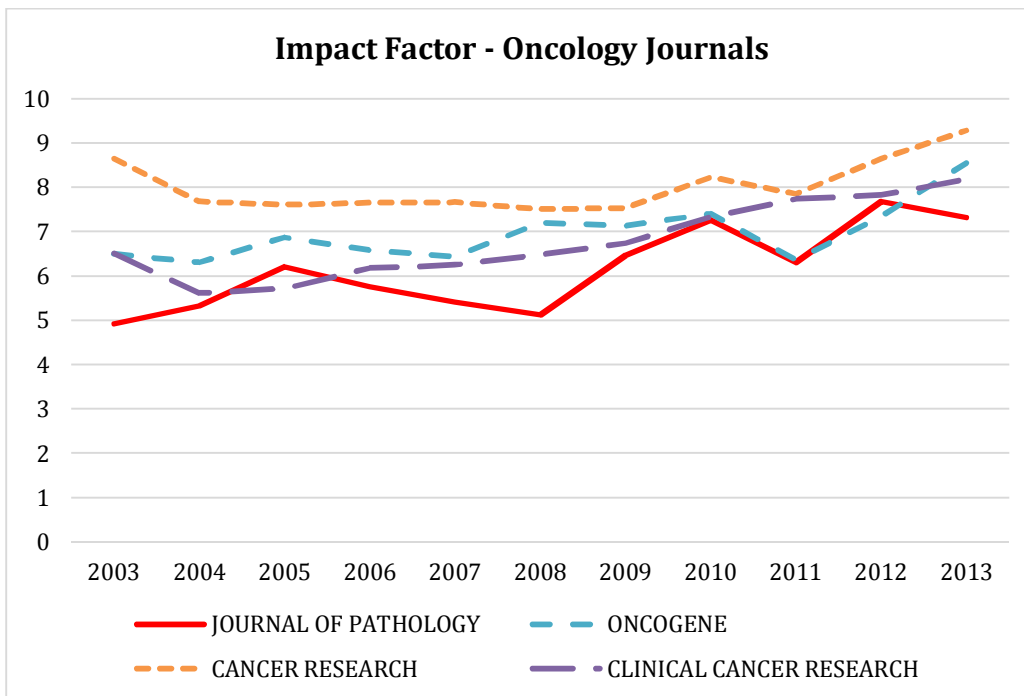
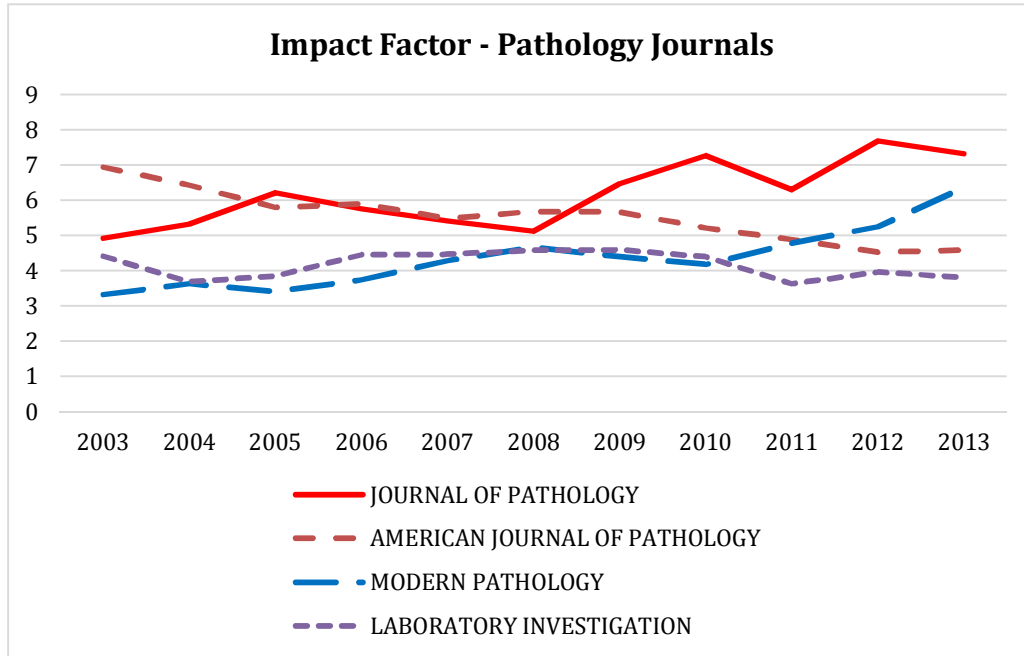
In the last year the Trainees' Sub-committee has helped with the changes suggested to the educational portal that was fed back to the Society. We hope that trainees have found the new organisation of the cases by system has improved the utility of the cases stored on the education portal. Our thanks go to Dr Byers and John McDermott (medical student and Undergraduate Representative) who carried out this work.

The Twitter account that was start in 2013 now has 425 followers (up from 198 followers last year) and continues to function as a channel for advertising the activity of the Trainees' Sub-committee and the Pathological Society in general.

Gemma Petts, June 2015

AGENDA ITEM NO. 9 - REPORTS OF THE EDITOR IN CHIEF, THE JOURNAL OF PATHOLOGY AND THE JOURNAL OF PATHOLOGY: CLINICAL RESEARCH

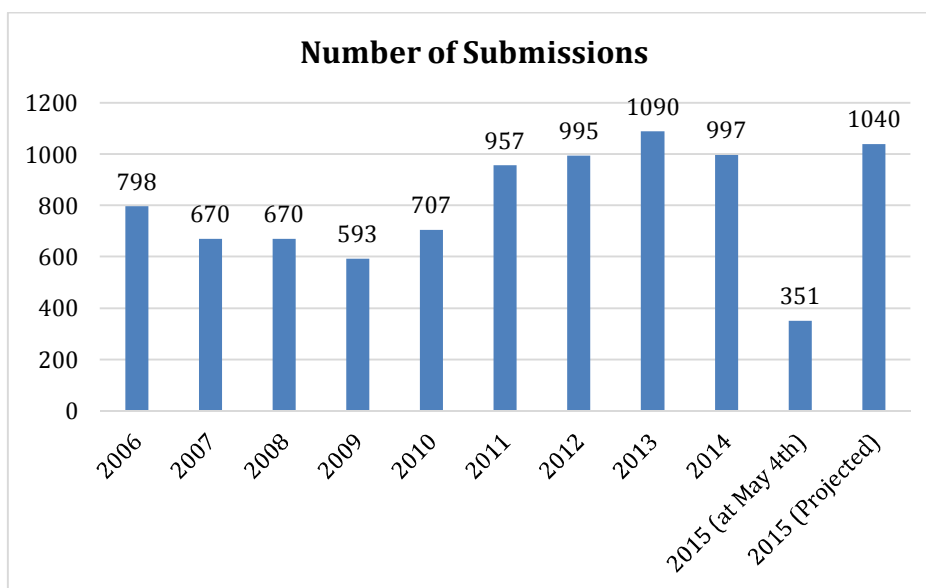
1. The Journal Impact Factor remains very strong (2013 IF 7.330) but some competitors are strengthening, as can be seen in the graphs below.



2. The post of *Editor in Chief* passed from Peter Hall to Simon Herrington in December 2014.
3. The *Editor in Chief* contract has been issued on a one-year rolling basis, with a view to driving a clear succession plan for the role, linked to development of the editorial team through the appointment of a Scientific Editor. Richard Poulson has been appointed to this post and starts on June 1st 2015.
4. Eric White stepped down as Senior Editor at the end of 2014. Will Foulkes (Montreal, Canada) is a

new Associate Editor, from January 2015.

5. A very successful face-to-face meeting of the editorial team was held in London on December 2nd 2014. The meeting was informed by the results of a questionnaire circulated to the editorial team and representative Society officers. A number of conclusions and actions came out of this meeting, most importantly:
 - a. Editorial team succession planning, including the appointment of the Scientific Editor, is central to development of the Journal.
 - b. Engagement of the editorial board is essential.
 - c. The Annual Review Issues are key to the Journal's success and must be managed actively.
 - d. Enhanced advocacy, including by the editorial board, is necessary to promote the Journal to non-traditional groups.
 - e. The Journal of Pathology: Clinical Research provides an opportunity to develop the mechanistic focus of the Journal of Pathology still further.
6. Submissions remain strong in terms of both number and quality.



7. There is an effective and robust triage system, involving at least 3 members of the editorial team (on a rota basis). Approximately 22% of submissions are sent for external review, with an overall acceptance rate of 11.6% for original articles.
8. Submissions from high profile international groups remain strong, and high quality submissions from the Far East, particularly China, are increasing.
9. The 2015 Annual Review Issue on **Viruses and Disease** [Guest Editors: Simon Herrington, Phil Coates and Paul Duprex] went live online in December 2014 (see <http://onlinelibrary.wiley.com/doi/10.1002/path.2015.235.issue-2/issuetoc>). Of particular note is a review article on Ebola and Marburg viruses, which is already attracting significant attention in the form of downloads and citations.
10. The 2016 ARI on **Models of Human Disease** has been commissioned, with Mark Arends, Bruce Whitelaw and Eric White as Guest Editors.
11. Support from Wiley-Blackwell has been very solid during the last period. Manuscript handling is managed by *Editorial Office* and this runs very smoothly.
12. Finally, I would like to thank the Senior Editors, Associate Editors, staff at Wiley-Blackwell and *Editorial Office*, the Editorial Board, authors and reviewers for their continuing and strong support for the Journal: without them, there would be no Journal.

Simon Herrington, Editor in Chief, May 4th, 2015

Journal of Pathology: Clinical Research

1. Progress has been slow but steady – specific data are provided below.
2. The website is up and running – see [http://onlinelibrary.wiley.com/journal/10.1002/\(ISSN\)2056-4538](http://onlinelibrary.wiley.com/journal/10.1002/(ISSN)2056-4538)
3. Journal design is complete.
4. Articles are now available on EarlyView and as accepted articles.
5. Issues 1 and 2 (January and April 2015) have been published.
6. Andy Hanby and Gerald Niedobitek have been appointed as Associate Editors.
7. The main tasks for the next 6 months are to:
 - a. Enhance submissions through referral from the Journal of Pathology, and marketing to the pathology community.
 - b. Develop the editorial board.
 - c. Market the Journal actively at meetings (particularly USCAP and ESP) and to the Society membership (in conjunction with the publication grant).
8. Longer term objectives are to:
 - a. Achieve Pubmed listing. At least 40 published articles are required over at least 1 year – the first articles appeared online in November 2014 so we are reasonably on target.
 - b. Acquire an impact factor.
9. I would like to thank the Society and the publishers for their support for this important development.

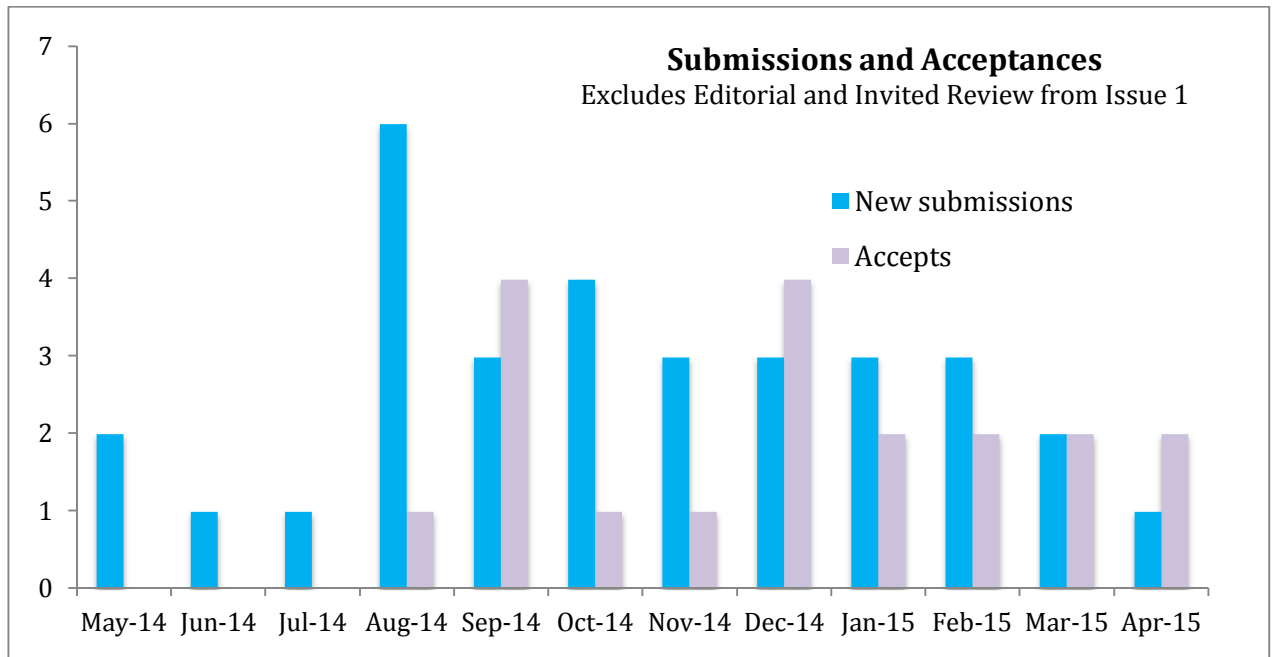
Summary Data at 4th May 2015

Invitations and submissions

- 100 invitations to transfer from J Path
- 34 submissions in total
 - 1 invited editorial
 - 1 invited review
 - 1 review transferred from JPath
 - 18 original articles transferred from JPath
 - 13 direct submissions

Outcomes

- 21 manuscripts accepted
 - 12 in issues
 - 5 on EarlyView
 - 3 accepted online
 - 1 in Production
- 1 major revision
- 7 reject
- 2 refer without review
- 2 withdrawn
- 1 under review



Simon Herrington, Editor in Chief, May 4 2015

UNDERGRADUATE NETWORK REPORT (NOT ON AGENDA)

The Pathological Society's undergraduate initiative began in earnest at the joint meeting with the BDIAP, held in Edinburgh during the summer of 2013. The project continues to be administrated by four medical students, working collaboratively from Manchester and Leeds Universities. The founding four members have stepped down due to final year commitments but continue to collaborate with the new committee.

The primary aim of scheme is to increase undergraduate awareness and involvement with the society and pathology more generally. To do this, there has been a concerted effort to promote pathology on both a local and national level. The following list details the main areas of activity over the last year:

- “ Expansion of our "network" of students has continued with undergraduates now represented at 27 of the 33 British medical schools. The undergraduate committee maintains regular communication with this network, promoting the society's activities and distributing relevant material.
- “ The Undergraduate committee continues to be directly involved with the society; one member of the committee sits as a non-voting member on the executive committee whilst another is available to sit on the trainee's committee. The positive nature with which the society's hierarchy has welcomed undergraduates is encouraging, ensuring that the activities of the institution will consider the undergraduate perspective.
- “ On a national level, the society has supported the hosting of several events aimed at encouraging undergraduate involvement with the specialty.
- “ The Pathological Society is running a 2nd Pathology Summer School aimed at undergraduates in collaboration with the RCPATH and the BDIAP. This event was promoted by the Society's network and, encouragingly, there has been a considerable level of interest.

- “ Through the open scheme the Pathological Society is supporting the Leeds Molecular Pathology Summer School 2015 for undergraduates – a 2-day summer school organised, in part, by Leeds’ Undergraduate committee members.
- “ The undergraduate forum, now a fixture on the agenda at all society scientific meetings, will take place on Wednesday 24th June at the Dublin 2015 meeting. The session invites undergraduates to present their work to peers and doctors alike, providing an opportunity for members of the specialty to see undergraduate interest in pathology and pathological research.
- “ The upcoming session in Dublin boasts the presentation of the top 4 ranked undergraduate abstracts followed by the Runner-up and Winner of the Student Summer Research Programme (SSRA) of University College Dublin. The session will finish with a presentation from the winner of the Undergraduate Essay Prize.
- “ On a local level, the initiative aims to support the establishment of satellite societies through the provision of advice and sources of funding. These societies will be ran locally and will be the primary avenue by which the activities of the society can be effectively promoted. Imperial, Bristol and Aberdeen are the first to establish these satellite societies.
- “ In collaboration with RCPATH, the Undergraduate Membership scheme of the PathSoc was launched at the Pathology Summer School 2014. Under the current model undergraduates sign-up for membership via the RCPATH website for fee of £10 – applicants are then offered reciprocal membership at PathSoc, BSH and BDIAP. The following benefits have been agreed by the society and are now offered to Undergraduate members only:
 - Elective bursary and Seminars for Students grants to be offered exclusively to members (Intercalated degree award not included).
 - Access to PathXL
 - Book discounts – ‘Underwood: General and Systematic Pathology’ for which 10% discount is currently offered to PathSoc members.
 - Free registration for PathSoc conferences (small charge for non-members - £10)
- The scheme has so far been a tremendous success; nearly 100 students are now members. Over the next year the Undergraduate network is focused upon increasing student membership through promotion via social media (Twitter) and UG network representatives.
- The integration of extensive undergraduate activity throughout the Pathological Society continues to be warmly received. The wide spread support for this initiative, coupled with an encouraging undergraduate interest, suggests that the project will continue to flourish over the next year.

Christian Slater, Undergraduate Representative, June 2015



Congress: 964 26th European Congress of Pathology
30.08.2014 - 03.09.2014

Frage-Nr. / Text

Anzahl erfasster Bögen: 1058

Antwort-Nr. / Text

Anzahl Antworten absolut / in %

1 How do you rate the selection and composition of the scientific sessions?

1	very poor	5	0,5 %
2	poor	6	0,6 %
3	satisfactory	191	18,1 %
4	good	702	66,4 %
5	outstanding	154	14,6 %

2 How do you rate the timeliness and relevance of the scientific sessions?

1	very poor	3	0,3 %
2	poor	8	0,8 %
3	satisfactory	198	18,7 %
4	good	674	63,7 %
5	outstanding	175	16,5 %

3 How do you rate the selection of the speakers?

1	very poor	6	0,6 %
2	poor	6	0,6 %
3	satisfactory	179	16,9 %
4	good	659	62,3 %
5	outstanding	208	19,7 %

4 How do you rate the presentation of the lectures (clarity, media support etc.)?

1	very poor	7	0,7 %
2	poor	6	0,6 %
3	satisfactory	176	16,6 %
4	good	676	63,9 %
5	outstanding	193	18,2 %

5 How do you rate the level of knowledge gained?

1	very poor	7	0,7 %
2	poor	19	1,8 %
3	satisfactory	266	25,1 %
4	good	621	58,7 %
5	outstanding	145	13,7 %

6 How do you rate the quality of discussion with speakers?

1	very poor	4	0,4 %
2	poor	23	2,2 %
3	satisfactory	292	27,7 %
4	good	610	57,9 %
5	outstanding	125	11,9 %

7 How do you rate the time management of scientific sessions?

1	very poor	2	0,2 %
2	poor	18	1,7 %
3	satisfactory	179	17,0 %
4	good	622	59,0 %
5	outstanding	233	22,1 %

8 Was company and product neutrality ensured during the lectures?

1	yes	969	91,9 %
2	no	85	8,1 %

9 How do you rate the poster presentations?

1	very poor	6	0,6 %
2	poor	31	2,9 %
3	satisfactory	232	22,0 %
4	good	608	57,7 %
5	outstanding	111	10,5 %



Congress: 964 26th European Congress of Pathology
30.08.2014 - 03.09.2014

Frage-Nr. / Text

Anzahl erfasster Bögen: 1058

Antwort-Nr. / Text

Anzahl Antworten absolut / in %

9	How do you rate the poster presentations?		
6	no answer	66	6,3 %
10	Did you read about the congress on the internet?		
1	yes	915	86,8 %
2	no	139	13,2 %
11	How do you rate the presentation of the congress on the internet?		
1	very poor	4	0,4 %
2	poor	27	2,6 %
3	satisfactory	190	18,0 %
4	good	602	57,1 %
5	outstanding	160	15,2 %
6	no answer	71	6,7 %
12	Speakers only!: How do you rate the technical organisation (speakers centre, presentation facilities)?		
1	very poor	7	0,7 %
2	poor	5	0,5 %
3	satisfactory	97	9,2 %
4	good	382	36,3 %
5	outstanding	171	16,2 %
6	no answer	391	37,1 %
13	How do you rate the Final Programme (printed version)?		
1	very poor	5	0,5 %
2	poor	13	1,2 %
3	satisfactory	155	14,7 %
4	good	694	65,9 %
5	outstanding	186	17,7 %
14	How do you rate the abstract book?		
1	very poor	6	0,6 %
2	poor	16	1,5 %
3	satisfactory	179	17,0 %
4	good	698	66,3 %
5	outstanding	154	14,6 %
15	How do you rate the poster area?		
1	very poor	7	0,7 %
2	poor	33	3,1 %
3	satisfactory	202	19,2 %
4	good	642	61,0 %
5	outstanding	131	12,4 %
6	no answer	38	3,6 %
16	How do you rate the lunch?		
1	very poor	83	7,9 %
2	poor	169	16,0 %
3	satisfactory	364	34,6 %
4	good	376	35,7 %
5	outstanding	61	5,8 %
17	How are you satisfied with the congress in general?		
1	very poor	8	0,8 %
2	poor	19	1,8 %
3	satisfactory	183	17,6 %
4	good	692	66,4 %
5	outstanding	140	13,4 %



Congress: 964 26th European Congress of Pathology
30.08.2014 - 03.09.2014

Frage-Nr. / Text

Anzahl erfasster Bögen: 1058

Antwort-Nr. / Text

Anzahl Antworten absolut / in %

18 Do you plan to come to the ECP 2015 in Belgrade?

1 yes

736 70,6 %

2 no

306 29,4 %
