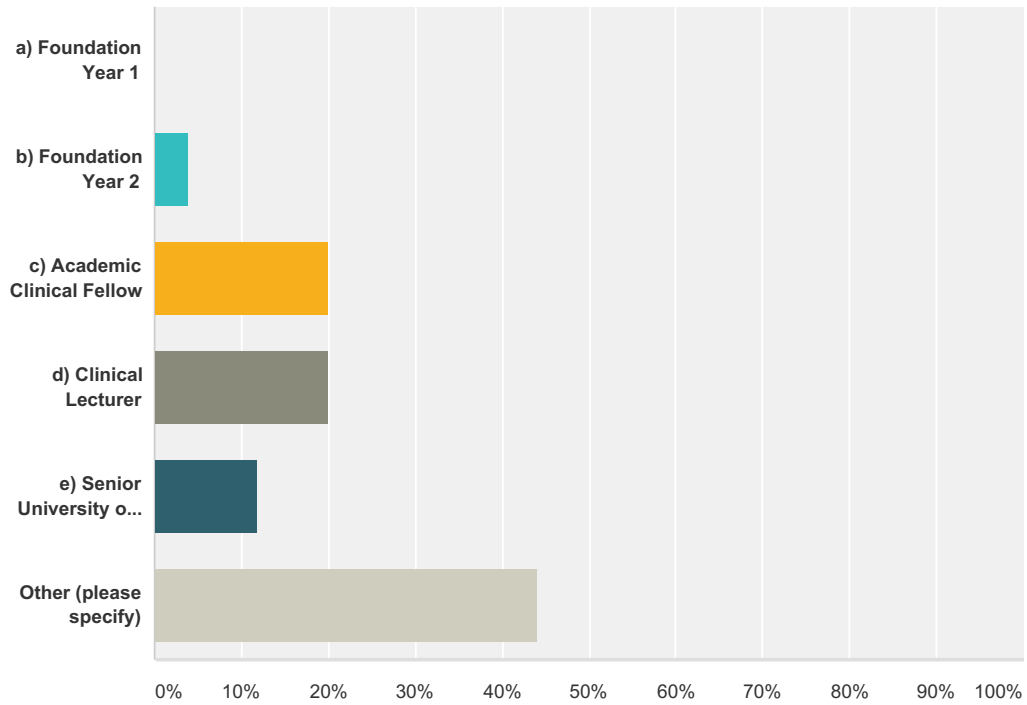


Q1 What is your current position?

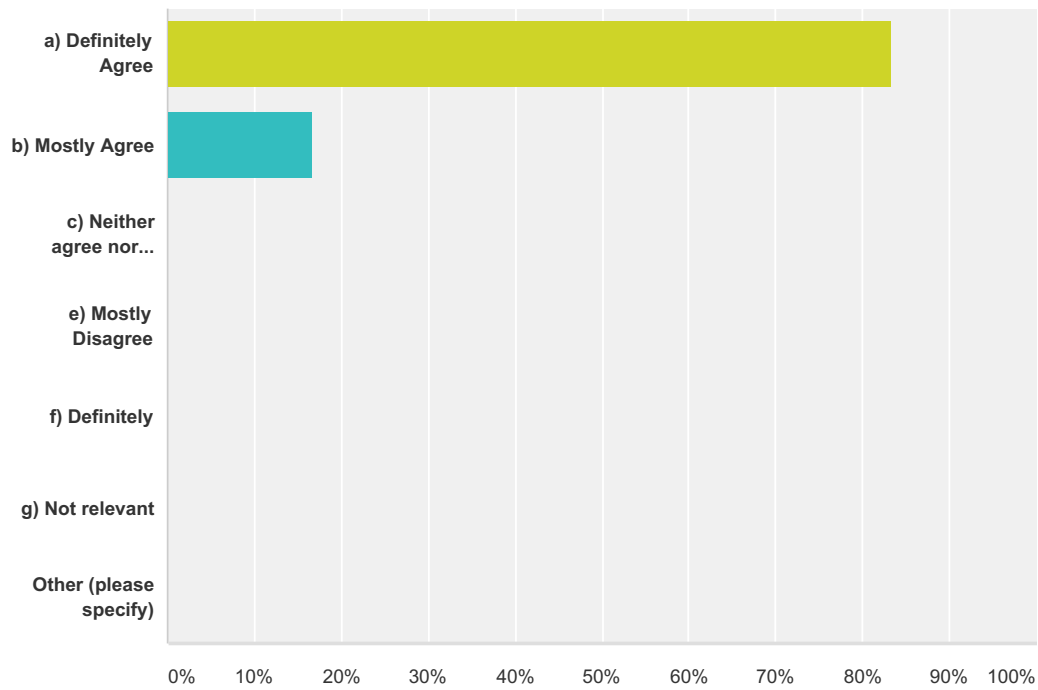
Answered: 25 Skipped: 0



Answer Choices	Responses
a) Foundation Year 1	0.00% 0
b) Foundation Year 2	4.00% 1
c) Academic Clinical Fellow	20.00% 5
d) Clinical Lecturer	20.00% 5
e) Senior University or NHS staff	12.00% 3
Other (please specify)	44.00% 11
Total	25

Q2 Generally, Inspiring the Next Generation was well organised

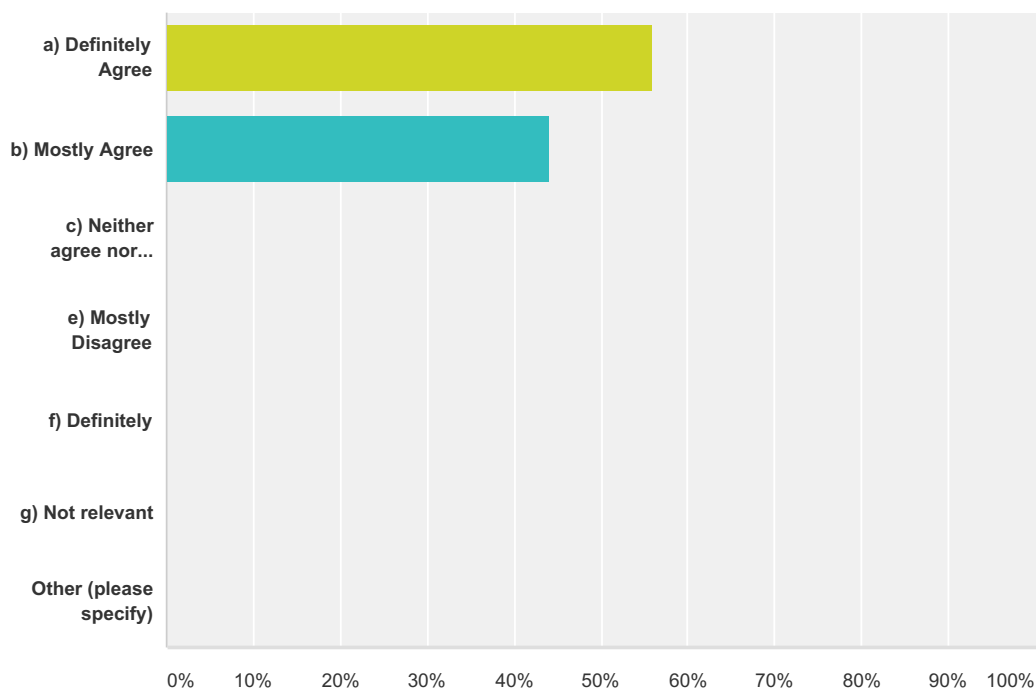
Answered: 24 Skipped: 1



Answer Choices	Responses
a) Definitely Agree	83.33% 20
b) Mostly Agree	16.67% 4
c) Neither agree nor disagree	0.00% 0
e) Mostly Disagree	0.00% 0
f) Definitely	0.00% 0
g) Not relevant	0.00% 0
Other (please specify)	0.00% 0
Total	24

Q3 I am clear of the aims of Inspiring the Next Generation

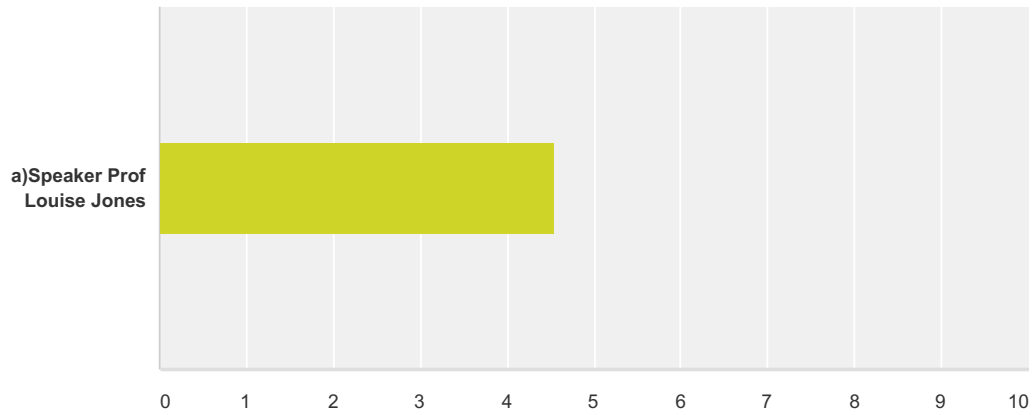
Answered: 25 Skipped: 0



Answer Choices	Responses
a) Definitely Agree	56.00% 14
b) Mostly Agree	44.00% 11
c) Neither agree nor disagree	0.00% 0
e) Mostly Disagree	0.00% 0
f) Definitely	0.00% 0
g) Not relevant	0.00% 0
Other (please specify)	0.00% 0
Total	25

Q4 Building an Academic Career

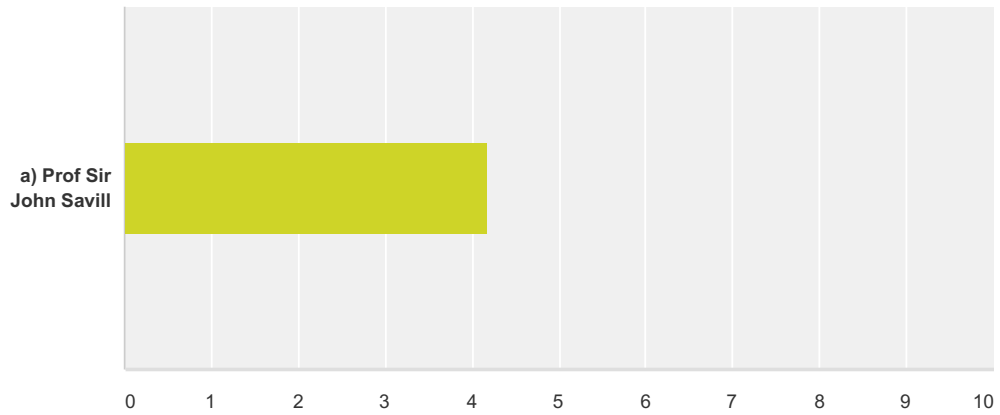
Answered: 18 Skipped: 7



	1 (Low)	2	3	4	5 (High)	Total	Weighted Average
a)Speaker Prof Louise Jones	0.00% 0	0.00% 0	5.56% 1	33.33% 6	61.11% 11	18	4.56

Q5 MRC Vision for Molecular Pathology

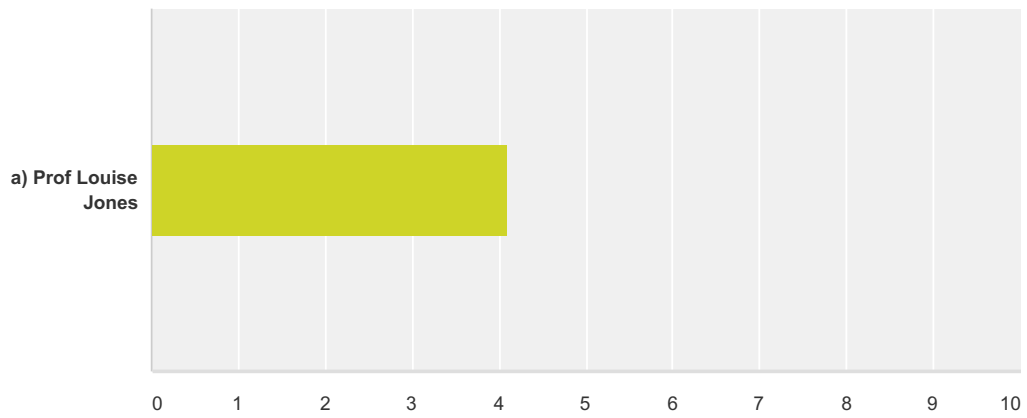
Answered: 23 Skipped: 2



	1 (Low)	2	3	4	5 (High)	Total	Weighted Average
a) Prof Sir John Savill	0.00% 0	0.00% 0	17.39% 4	47.83% 11	34.78% 8	23	4.17

Q6 CM Path Work Stream 1 Academic Training Skills & Molecular Pathology

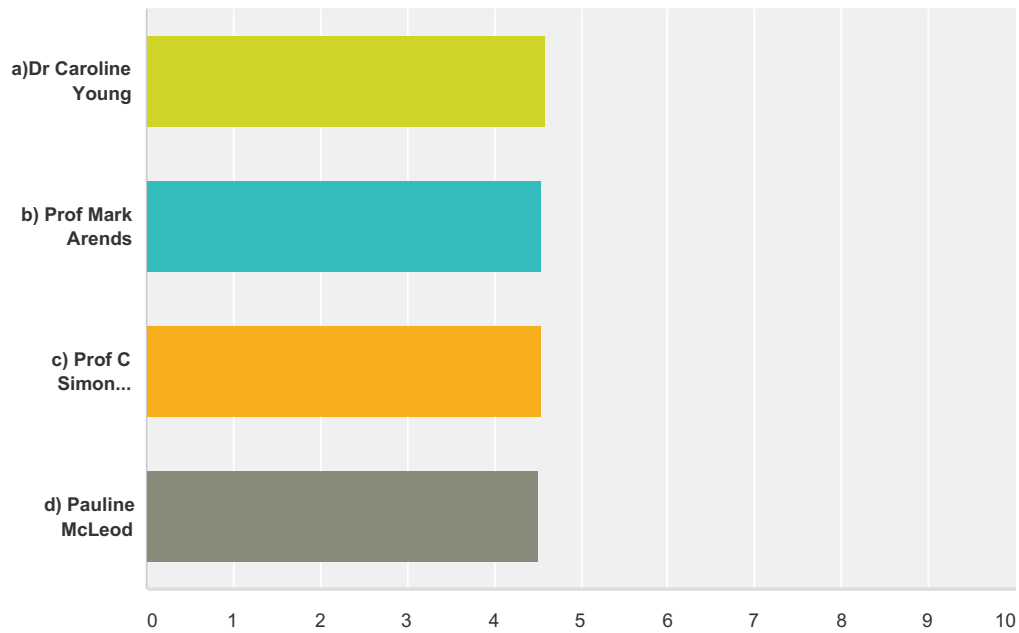
Answered: 23 Skipped: 2



	1 (Low)	2	3	4	5 (High)	Total	Weighted Average
a) Prof Louise Jones	0.00% 0	0.00% 0	17.39% 4	56.52% 13	26.09% 6	23	4.09

Q7 Interview Preparation, Mock interview & Discussion

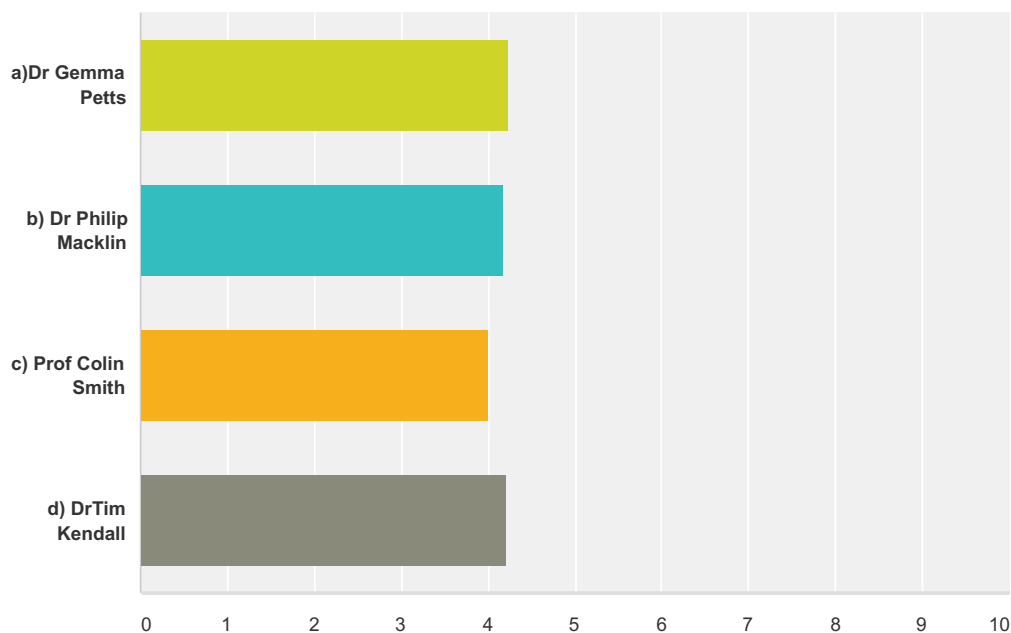
Answered: 22 Skipped: 3



	1 (Low)	2	3	4	5 (High)	Total	Weighted Average
a)Dr Caroline Young	0.00% 0	0.00% 0	0.00% 0	40.91% 9	59.09% 13	22	4.59
b) Prof Mark Arends	0.00% 0	0.00% 0	4.55% 1	36.36% 8	59.09% 13	22	4.55
c) Prof C Simon Herrington	0.00% 0	0.00% 0	4.55% 1	36.36% 8	59.09% 13	22	4.55
d) Pauline McLeod	0.00% 0	0.00% 0	4.55% 1	40.91% 9	54.55% 12	22	4.50

Q8 Experiences of Trainees and how they got their funding

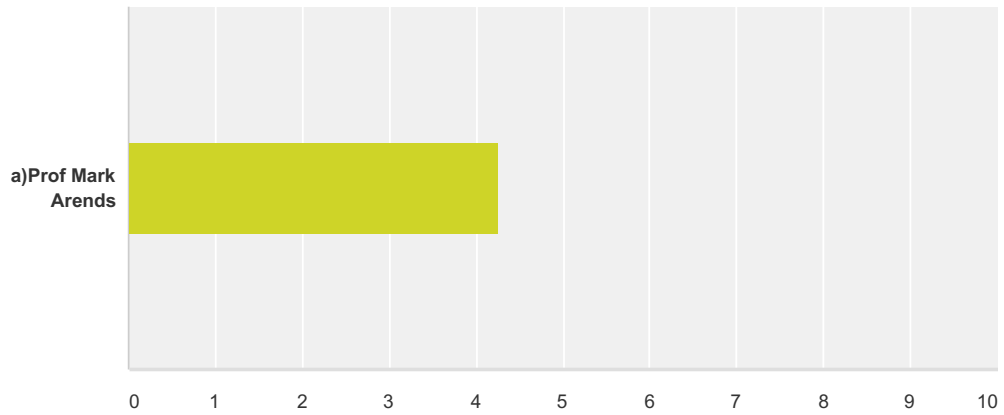
Answered: 23 Skipped: 2



	1 (Low)	2	3	4	5 (High)	Total	Weighted Average
a) Dr Gemma Petts	0.00% 0	0.00% 0	13.64% 3	50.00% 11	36.36% 8	22	4.23
b) Dr Philip Macklin	0.00% 0	0.00% 0	13.64% 3	54.55% 12	31.82% 7	22	4.18
c) Prof Colin Smith	0.00% 0	4.35% 1	13.04% 3	60.87% 14	21.74% 5	23	4.00
d) Dr Tim Kendall	0.00% 0	4.35% 1	0.00% 0	65.22% 15	30.43% 7	23	4.22

Q9 Pathological Society Grants

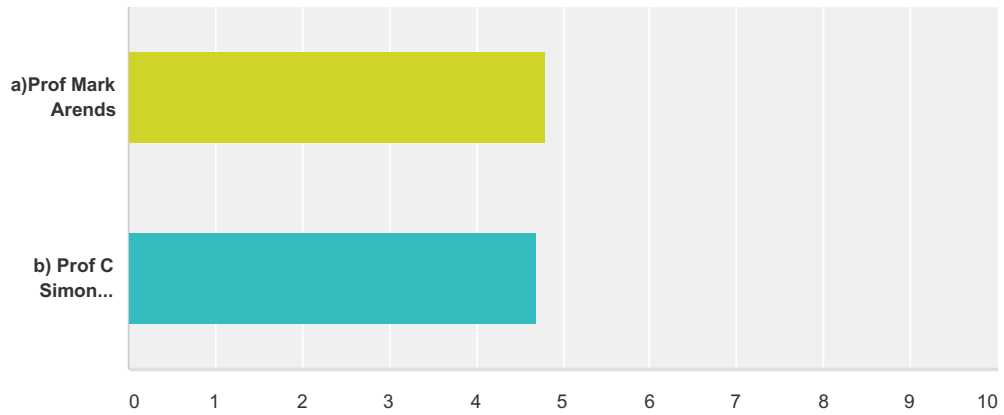
Answered: 23 Skipped: 2



	1 (Low)	2	3	4	5 (High)	Total	Weighted Average
a)Prof Mark Arends	0.00% 0	0.00% 0	17.39% 4	39.13% 9	43.48% 10	23	4.26

Q10 Grant Writing

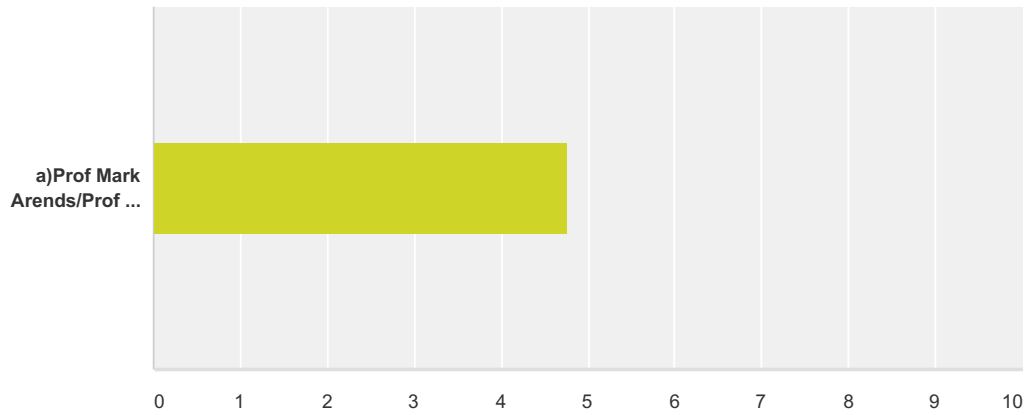
Answered: 21 Skipped: 4



	1 (Low)	2	3	4	5 (High)	Total	Weighted Average
a) Prof Mark Arends	0.00% 0	0.00% 0	0.00% 0	19.05% 4	80.95% 17	21	4.81
b) Prof C Simon Herrington	0.00% 0	0.00% 0	5.00% 1	20.00% 4	75.00% 15	20	4.70

Q11 Grant Evaluation Workshop ACF

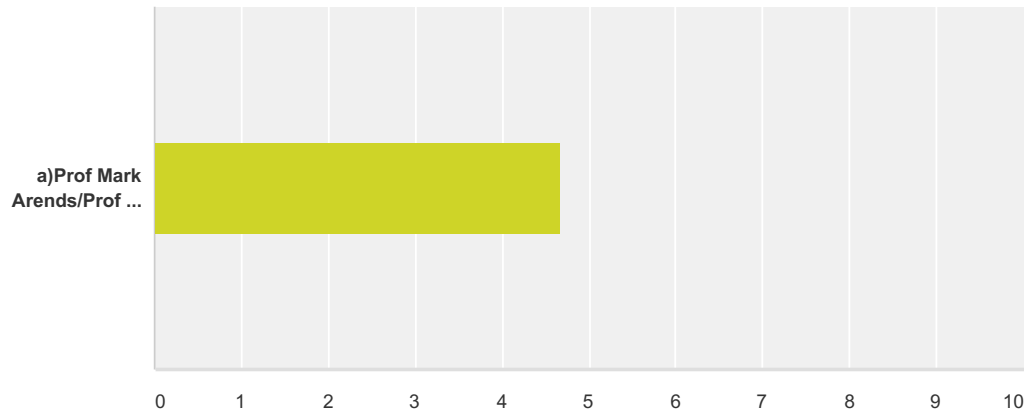
Answered: 13 Skipped: 12



	1 (Low)	2	3	4	5 (High)	Total	Weighted Average
a)Prof Mark Arends/Prof C Simon Herrington	0.00% 0	0.00% 0	0.00% 0	23.08% 3	76.92% 10	13	4.77

Q12 Grant Evaluation Workshop ACL

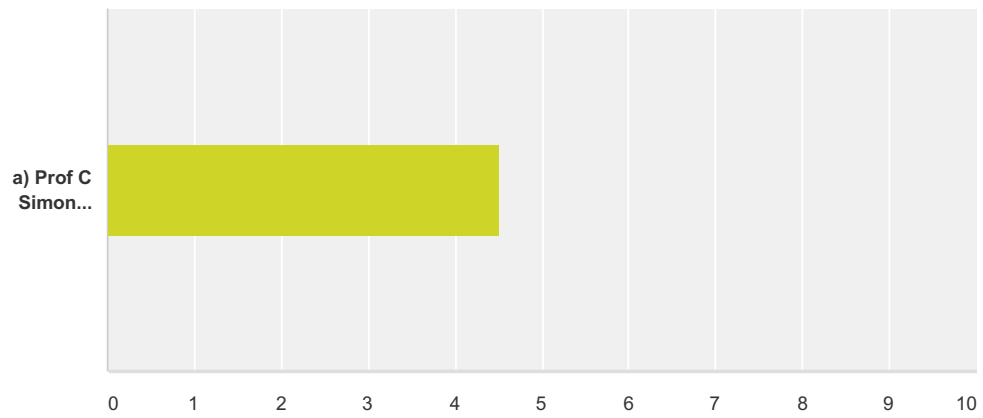
Answered: 21 Skipped: 4



	1 (Low)	2	3	4	5 (High)	Total	Weighted Average
a)Prof Mark Arends/Prof C Simon Herrington	0.00% 0	0.00% 0	4.76% 1	23.81% 5	71.43% 15	21	4.67

Q13 Publications - Writing papers for peer review

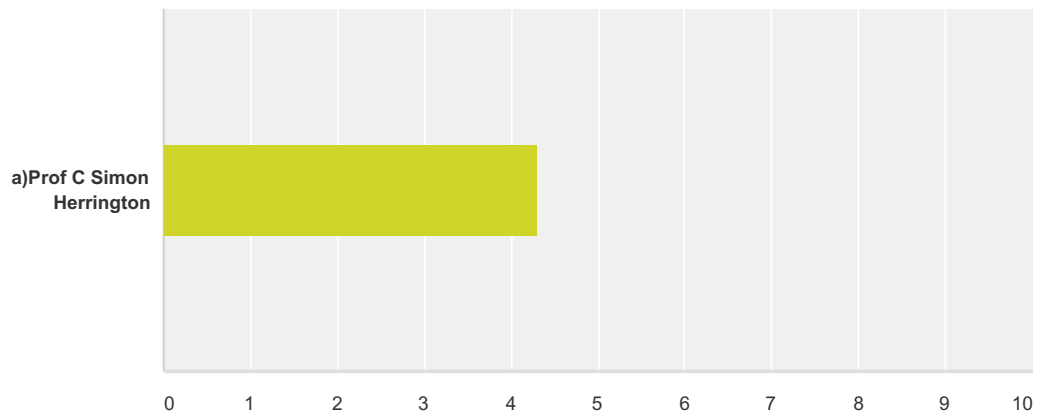
Answered: 22 Skipped: 3



	1 (Low)	2	3	4	5 (High)	Total	Weighted Average
a) Prof C Simon Herrington	0.00% 0	0.00% 0	4.55% 1	40.91% 9	54.55% 12	22	4.50

Q14 REF and TEF (Teaching Excellence Framework)

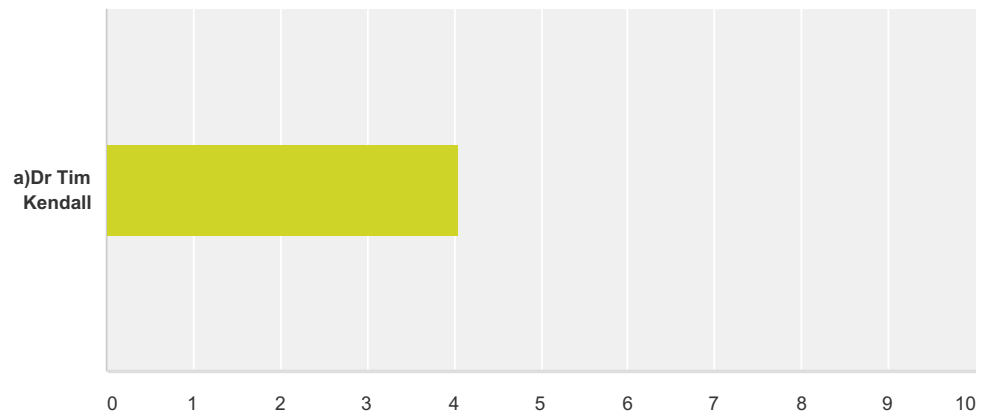
Answered: 20 Skipped: 5



	1 (Low)	2	3	4	5 (High)	Total	Weighted Average
a)Prof C Simon Herrington	0.00% 0	0.00% 0	15.00% 3	40.00% 8	45.00% 9	20	4.30

Q15 Modern approaches to Teaching Pathology

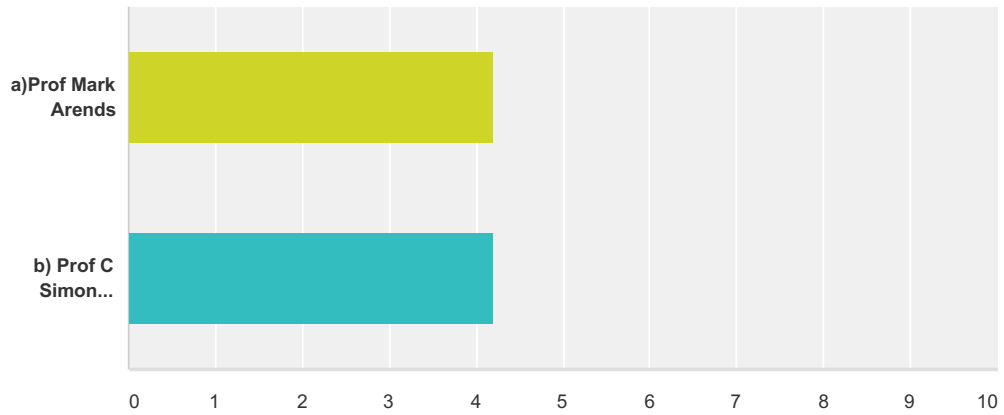
Answered: 22 Skipped: 3



	1 (Low)	2	3	4	5 (High)	Total	Weighted Average
a)Dr Tim Kendall	0.00% 0	4.55% 1	9.09% 2	63.64% 14	22.73% 5	22	4.05

Q16 Concluding Remarks

Answered: 21 Skipped: 4



	1 (Low)	2	3	4	5 (High)	Total	Weighted Average
a) Prof Mark Arends	0.00% 0	0.00% 0	19.05% 4	42.86% 9	38.10% 8	21	4.19
b) Prof C Simon Herrington	0.00% 0	0.00% 0	19.05% 4	42.86% 9	38.10% 8	21	4.19